



Website



Facebook



YouTube

simon
LIGHT UP EMOTIONS

www.simonelectric.com



Simon, S.A.(Spain)
Tel. +34 902 109100
Web. www.simonelectric.com

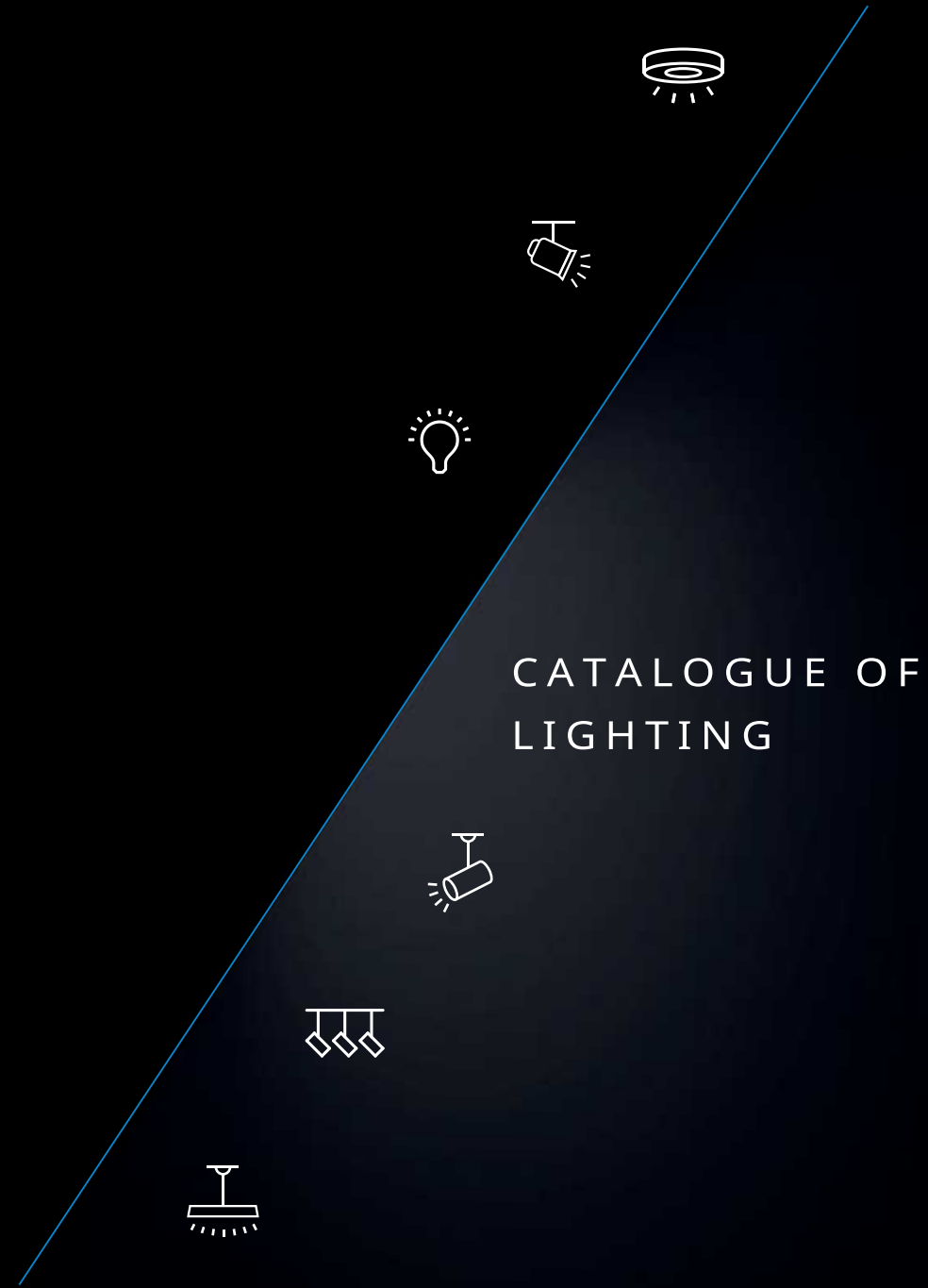
Simon Electric (China)
Tel. +86 21 3855 5222
Web. www.simon.com.cn

Simon Electric (APAC)
Web. www.simon-apac.com
E-mail. info@simon-apac.com

PT Simon Elektrik Indonesia
Tel. +62 21 52960373
Web. www.simonelektrik.co.id

simon

Simon 2026-2028 catalogue of lighting



CATALOGUE OF
LIGHTING

simon

simon
LIGHT UP EMOTIONS



Feeling, is what converts time into moments, into snap shot of time to remember.

Emotions convert space into a home, yours.

At Simon, we know that the spaces are the center of all these experience and be able to fill them with nuances and different intensity of sensual.

So you not only living them, but you resonating with them.

Touch, see, hear, feel.

We want to offer you a whole range of sensations.

Simon, light up emotions.

Simon in the World



Simon is an industrial group with more than 100 years history.

Simon is the head of an industrial group specialised in technological solutions for lighting, light control, connectivity(IOT), and electrical materials for contract projects (retail, hospitality, workplace), and residential projects. In all these fields, Simon maintains a firm commitment to design and innovation, which led it to receive the National Design Award granted by the Ministry of Economy, Industry, and Competitiveness on its one hundredth anniversary. After positioning itself as a leader in the Spanish market, the company has consolidated its presence in more than 90 countries, The Simon Group team is made up of 4,000 people around the world, with facilities in 15 countries, 9 of which have production centres.

Simon: Since 1916 from Barcelona



Olot, 1920



Porcelain factory in Sant Andreu, Barcelona 1943



Arthur Simon with his parents 1900



Interior of the factory on Calle Pare Roca, Olot 1925



IEP booth at the Feria de Madrid 1949



Olot factory 1975



Hayan factory, China 1999



Sense 2015



Simon Vox, 1998



Beijing olympic stadium, China 2008



Ambassador visiting Simon China 2018

1916

ARTURO SIMON CREATES THE COMPANY IN OLOT

1925

ARTURO SIMON EXPANDS THE RANGE OF ELECTRICAL EQUIPMENT

1942

THE PORCELAIN FACTORY OPENS

1957

SIMON BUYS PME

1966

SIMON BUYS IEP

1993

LAUNCH OF THE FIRST HOME AUTOMATION SYSTEM

1998

SIMON BEGINS TO INTERNATIONALISE

1999

SIMON ENTERS THE CHINA MARKET

2006

SIMON ENTERS ASEAN MARKET

2008

Simon is selected as an official supplier of the 2008 Olympic games in Beijing.

2015

NEW SENSE INTERFACES

The combination of touch-control, ergonomics and interaction with the environment will make the Sense interfaces deserving of several international awards.

INTERNATIONAL AWARDS

The Slim and Cool luminaires in the Fluvia collection have won 5 international awards. iF Awards for Fluvia Slim luminaires. Red Dot Awards for the Slim and Cool Fluvia luminaires. Delta Awards in the selection category for Slim and Cool.

2016

100 YEARS' ANNIVERSARY

2018

Mr. Alberto Carnero, the incumbent Spanish ambassador to China, visiting Simon China.

INTERNATIONAL AWARDS IF and Red Dot

2020

Creation of the IoT platform and Simon HUB Pro IO.

2021

Simon signed a Joint Venture agreement with Selba Solutions SL.

Simon has made a strategic investment in ProtoPixel.



1916

Bayonet bulb mount



1920-1930

851 "Extra" rotary switch



1956

Simon 24



1962

Simon 25



1973

Simon 36



1978

Simon 31



1992

Simon 75



1995

Simon 88



2005

Simon 82 Nature



2013

Simon i7



2016

Simon E6



2020

Simon E3



2022

Simon M3



2023

Simon S20



2024

Simon M7 Smart

CONTENTS

LED Lamp




12 Lite Bulb 14 Brillar Bulb 16 Filament Lamp 17 Motion Sensor Bulb 18 Emergency Bulb 19 IP65 Bulb

Frame




20 DC12V Bulb 21 Sanabria High Power Bulb 22 LED GU10 24 LED MR16 26 MR16/GU10 High Power Module 30 MR16/GU10 PC Frame

Tube & Set




31 LED T8 Tube 33 LED T8 Set 35 LED T5 38 CLM20 39 CC20A 42 Valor DL Gen2

Ceiling light & module




44 CD16 48 Slim Downlight 51 CD20 53 CD26H 54 CD30H 55 CFD32A

Downlight




57 CD33 59 CU20 60 CU50A 62 CD17 64 CP20 66 CP30H

Spotlight



68 CP25 69 CP32 70 CP35 72 CP36S 74 CP60 78 KC1 Gen2

Track Spotlight




86 CRS20 88 RS20

Track Light System



92 MT30

Strip 24V




96 CS20A 98 SS22



100 SS36 102 SS52C 104 SS20 106 SS22 COB 108 SS29 111 SS26 Neon

Strip 220-240V



114
CH16



115
CH22B



116
SS22 COB




117
CH26 COB

Linear Light



120
CLL16

Solar Outdoor



147
RD30



149
RD60



152
SFL39



153
SRD29



155
SRD59



156
SGL29


Panel




122
CLL20A



123
CLL19



126
PL22E



128
PL22



129
PL52A

Industry



132
HB32C

Smart lighting



157
SWL29




160
SMART CP36S



163
SMART CP60



166
Smart KC1



167
Smart SS36



169
Smart SS58



133
HB30A



134
HB59



135
WP26



136
EWP26A



137
EWP26B



138
Bulkhead

Driver



170
Smart MT30



174
EC2



177
EV2

Floodlight



140
FL20



141
FL30




142
FL52



143
SunPeak



144
Remote-control



146
RD20A

Streetlight

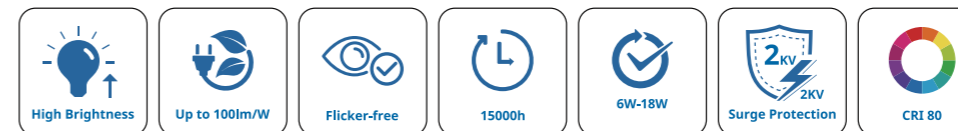


Simon | LED Lamp

Lite LED Bulb



Features



Certification

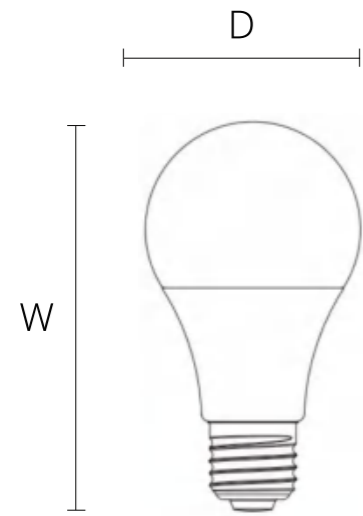


Specification

220-240V 50/60Hz	PF 0.5	surge protection 2KV	Non -Dim	CRI 80	INSTL E27	Lifetime 15000h
---------------------	-----------	-------------------------	-------------	-----------	--------------	--------------------

Order Code	Product Description	Power	CCT	Light Luminou flux (lm)	Light efficiency (lm/W)	Product Size (D×W mm)	Pcs/ Carton	Carton size (L*W*H mm)
N62E0-1330	Lite LED A60 6W3000K	6W	3000K	600lm	100lm/W	ø60×108	100	630×320×240
N62E0-1331	Lite LED A60 6W4000K	6W	4000K	600lm	100lm/W	ø60×108	100	630×320×240
N62E0-1332	Lite LED A60 6W6500K	6W	6500K	600lm	100lm/W	ø60×108	100	630×320×240
N62E0-1333	Lite LED A60 8W3000K	8W	3000K	800lm	100lm/W	ø60×108	100	630×320×240
N62E0-1334	Lite LED A60 8W4000K	8W	4000K	800lm	100lm/W	ø60×108	100	630×320×240
N62E0-1335	Lite LED A60 8W6500K	8W	6500K	800lm	100lm/W	ø60×108	100	630×320×240
N62E0-1339	Lite LED A60 10W3000K	10W	3000K	1000lm	100lm/W	ø60×110	100	630×320×240
N62E0-1340	Lite LED A60 10W4000K	10W	4000K	1000lm	100lm/W	ø60×110	100	630×320×240
N62E0-1341	Lite LED A60 10W6500K	10W	6500K	1000lm	100lm/W	ø60×110	100	630×320×240
N62E0-1345	Lite LED A60 12W3000K	12W	3000K	1200lm	100lm/W	ø60×118	100	630×320×260
N62E0-1346	Lite LED A60 12W4000K	12W	4000K	1200lm	100lm/W	ø60×118	100	630×320×260
N62E0-1347	Lite LED A60 12W6500K	12W	6500K	1200lm	100lm/W	ø60×118	100	630×320×260
N62E0-1351	Lite LED A60 14W3000K	14W	3000K	1400lm	100lm/W	ø60×122	100	630×320×270
N62E0-1352	Lite LED A60 14W4000K	14W	4000K	1400lm	100lm/W	ø60×122	100	630×320×270
N62E0-1353	Lite LED A60 14W6500K	14W	6500K	1400lm	100lm/W	ø60×122	100	630×320×270
N62E0-1354	Lite LED A65 16W3000K	16W	3000K	1600lm	100lm/W	ø65×132	100	680×345×285
N62E0-1355	Lite LED A65 16W4000K	16W	4000K	1600lm	100lm/W	ø65×132	100	680×345×285
N62E0-1356	Lite LED A65 16W6500K	16W	6500K	1600lm	100lm/W	ø65×132	100	680×345×285
N62E0-1357	Lite LED A80 18W3000K	18W	3000K	1800lm	100lm/W	ø80×150	100	830×420×335
N62E0-1358	Lite LED A80 18W4000K	18W	4000K	1800lm	100lm/W	ø80×150	100	830×420×335
N62E0-1359	Lite LED A80 18W6500K	18W	6500K	1800lm	100lm/W	ø80×150	100	830×420×335

Dimensional Drawing:



Brillar LED Bulb



Features



Certification



Specification

220-240V ~ 50/60Hz	PF 0.5	surge protection 2KV	Non -Dim	CRI 80	INSTL E27	Lifetime 15000h
--------------------------	-----------	-------------------------	-------------	-----------	--------------	--------------------

Order Code	Product Description	Power	CCT	Light Luminou flux (lm)	Light efficiency (lm/W)	Product Size (D*W mm)	Pcs/ Carton	Carton size (L*W*H mm)
N62E0-1696	Brillar LED A60 6W3000K	6W	3000K	655lm	109lm/W	ø60×108	100	630×320×240
N62E0-1697	Brillar LED A60 6W4000K	6W	4000K	655lm	109lm/W	ø60×108	100	630×320×240
N62E0-1698	Brillar LED A60 6W6500K	6W	6500K	655lm	109lm/W	ø60×108	100	630×320×240
N62E0-1699	Brillar LED A60 8W3000K	8W	3000K	740lm	92lm/W	ø60×108	100	630×320×240
N62E0-1700	Brillar LED A60 8W4000K	8W	4000K	740lm	92lm/W	ø60×108	100	630×320×240
N62E0-1701	Brillar LED A60 8W6500K	8W	6500K	740lm	92lm/W	ø60×108	100	630×320×240
N62E0-1702	Brillar LED A60 10W3000K	10W	3000K	900lm	90lm/W	ø60×110	100	630×320×240
N62E0-1703	Brillar LED A60 10W4000K	10W	4000K	900lm	90lm/W	ø60×110	100	630×320×240
N62E0-1704	Brillar LED A60 10W6500K	10W	6500K	900lm	90lm/W	ø60×110	100	630×320×240
N62E0-1705	Brillar LED A60 12W3000K	12W	3000K	1200lm	100lm/W	ø60×118	100	630×320×260
N62E0-1706	Brillar LED A60 12W4000K	12W	4000K	1200lm	100lm/W	ø60×118	100	630×320×260
N62E0-1707	Brillar LED A60 12W6500K	12W	6500K	1200lm	100lm/W	ø60×118	100	630×320×260
N62E0-1708	Brillar LED A60 14W3000K	14W	3000K	1300lm	93lm/W	ø60×122	100	630×320×270
N62E0-1709	Brillar LED A60 14W4000K	14W	4000K	1300lm	93lm/W	ø60×122	100	630×320×270
N62E0-1710	Brillar LED A60 14W6500K	14W	6500K	1300lm	93lm/W	ø60×122	100	630×320×270
N62E0-1711	Brillar LED A65 15W3000K	15W	3000K	1500lm	100lm/W	ø65×132	100	680×345×285
N62E0-1712	Brillar LED A65 15W4000K	15W	4000K	1500lm	100lm/W	ø65×132	100	680×345×285
N62E0-1713	Brillar LED A65 15W6500K	15W	6500K	1500lm	100lm/W	ø65×132	100	680×345×285
N62E0-1714	Brillar LED A80 17W3000K	17W	3000K	1768lm	104lm/W	ø80×150	100	830×420×335
N62E0-1715	Brillar LED A80 17W4000K	17W	4000K	1768lm	104lm/W	ø80×150	100	830×420×335
N62E0-1716	Brillar LED A80 17W6500K	17W	6500K	1768lm	104lm/W	ø80×150	100	830×420×335

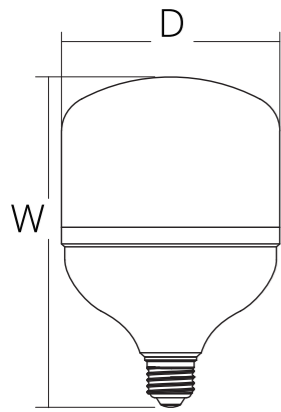
*This luminous flux and efficiency are for reference only; please refer to the updated version for final date.

Specification

220-240V 50/60Hz	PF 0.5	surge protection 2KV	Non -Dim	CRI 80	INSTL E27	Lifetime 15000h
---------------------	-----------	----------------------------	-------------	-----------	--------------	--------------------

Order Code	Product Description	Power	CCT	Light Luminou flux (lm)	Light efficiency (lm/W)	Product Size (D×W mm)	Pcs/Carton	Carton size (L*W*H mm)
N62E0-1717	Brillar LED T80 20W3000K	20W	3000K	2300lm	115lm/W	T80*136	60	500*420*300
N62E0-1718	Brillar LED T80 20W4000K	20W	4000K	2300lm	115lm/W	T80*136	60	500*420*300
N62E0-1719	Brillar LED T80 20W6500K	20W	6500K	2300lm	115lm/W	T80*136	60	500*420*300
N62E0-1720	Brillar LED T100 25W3000K	25W	3000K	3125lm	125lm/W	T100*158	40	505*420*295
N62E0-1721	Brillar LED T100 25W4000K	25W	4000K	3125lm	125lm/W	T100*158	40	505*420*295
N62E0-1722	Brillar LED T100 25W6500K	25W	6500K	3125lm	125lm/W	T100*158	40	505*420*295
N62E0-1723	Brillar LED T115 35W3000K	35W	3000K	4375lm	125lm/W	T115*174	30	605*365*370
N62E0-1724	Brillar LED T115 35W4000K	35W	4000K	4375lm	125lm/W	T115*174	30	605*365*370
N62E0-1725	Brillar LED T115 35W6500K	35W	6500K	4375lm	125lm/W	T115*174	30	605*365*370
N62E0-1726	Brillar LED T125 40W3000K	40W	3000K	5500lm	137lm/W	T125*198	30	655*395*415
N62E0-1727	Brillar LED T125 40W4000K	40W	4000K	5500lm	137lm/W	T125*198	30	655*395*415
N62E0-1728	Brillar LED T125 40W6500K	40W	6500K	5500lm	137lm/W	T125*198	30	655*395*415
N62E0-1729	Brillar LED T140 45W3000K	45W	3000K	5175lm	115lm/W	T140*213	20	735*585*235
N62E0-1730	Brillar LED T140 45W4000K	45W	4000K	5175lm	115lm/W	T140*213	20	735*585*235
N62E0-1731	Brillar LED T140 45W6500K	45W	6500K	5175lm	115lm/W	T140*213	20	735*585*235

Dimensional Drawing:



LED Filament



Features



Certification

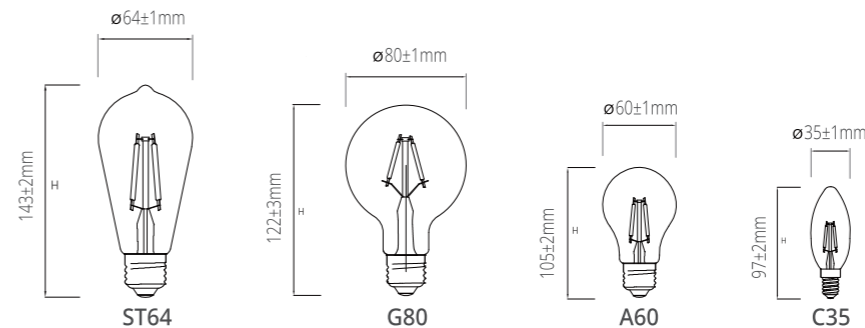


Specification

220-240V 50/60Hz	PF 0.5	CRI 80	INSTL E27/E14	Non -Dim	Lifetime 20000h
---------------------	-----------	-----------	------------------	-------------	--------------------

Order Code	Product Description	Power	Color temperature	Light Luminou flux (lm)	Light efficiency (lm/W)	Product Size (D×W mm)	Pcs/Carton	Carton size (L*W*H mm)
N62E0-1264	LED Filament A60 Clear 4W 2700K E27	4W	2700K	460lm	115lm/W	60×106	100	630×315×232
N62E0-1265	LED Filament A60 Clear 4W 4000K E27	4W	4000K	530lm	130lm/W	60×106	100	630×315×232
N62E0-1266	LED Filament A60 Clear 4W 6500K E27	4W	6500K	530lm	130lm/W	60×106	100	630×315×232
N62E0-1267	LED Filament ST64 Clear 4W 2700K E27	4W	2700K	500lm	125lm/W	64×143	50	345×335×326
N62E0-1268	LED Filament ST64 Clear 4W 4000K E27	4W	4000K	540lm	135lm/W	64×143	50	345×335×326
N62E0-1269	LED Filament ST64 Clear 4W 6500K E27	4W	6500K	540lm	135lm/W	64×143	50	345×335×326
N62E0-1270	LED Filament G80 Clear 4W 2700K E27	4W	3000K	500lm	125lm/W	80×122	50	425×415×266
N62E0-1271	LED Filament G80 Clear 4W 4000K E27	4W	4000K	540lm	135lm/W	80×122	50	425×415×266
N62E0-1272	LED Filament G80 Clear 4W 6500K E27	4W	6500K	540lm	135lm/W	80×122	50	425×415×266
N62E0-1273	LED Filament C35 Clear 4W 2700K E14	4W	3000K	430lm	110lm/W	35×97	100	380×190×216
N62E0-1274	LED Filament C35 Clear 4W 4000K E14	4W	4000K	480lm	120lm/W	35×97	100	380×190×216
N62E0-1275	LED Filament C35 Clear 4W 6500K E14	4W	6500K	480lm	120lm/W	35×97	100	380×190×216
N62E0-1276	LED Filament A60 Gold 4W 2700K E27	4W	3000K	440lm	110lm/W	60×106	100	630×315×232
N62E0-1277	LED Filament ST64 Gold 4W 2700K E27	4W	4000K	440lm	110lm/W	64×143	50	345×335×326
N62E0-1278	LED Filament G80 Gold 4W 2700K E27	4W	6500K	440lm	110lm/W	80×122	50	425×415×266
N62E0-1279	LED Filament C35 Gold 4W 2700K E14	4W	3000K	400lm	100lm/W	35×97	100	380×190×216

Dimensional Drawing:



Motion Sensor LED Bulb



Features



Certification

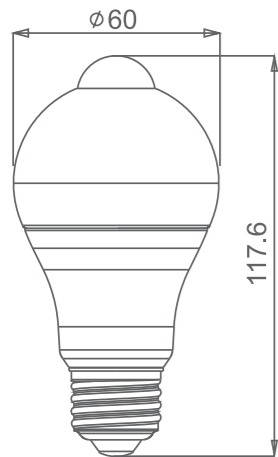


Specification

AC220-240V 50/60Hz	PF 0.5	CRI ≥ 80	120° 120° beam angle	E27	Lifetime 20000h
-----------------------	-----------	-------------	-------------------------	-----	--------------------

Order Code	Product Description	Power	Color temperature	Light Luminou flux (lm)	Light efficiency (lm/W)	Product Size (D×W mm)	Pcs/Carton	Carton size (L*W*H mm)
N62E0-1246	Motion Sensor LED Bulb 6W 3000K	6W	3000K	450lm	75lm/W	ø60×117	100	645×327×264
N62E0-1247	Motion Sensor LED Bulb 6W 4000K	6W	4000K	450lm	75lm/W	ø60×117	100	645×327×264
N62E0-1248	Motion Sensor LED Bulb 6W 6500K	6W	6500K	450lm	75lm/W	ø60×117	100	645×327×264

Dimensional Drawing:



Emergency LED Bulb



Features



Certification

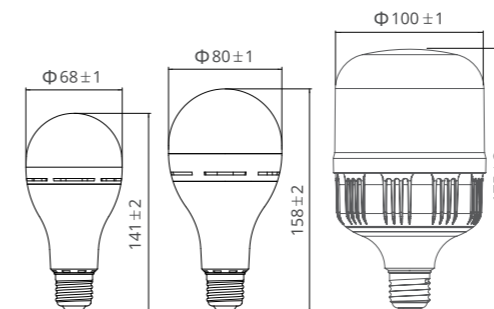


Specification

AC220-240V 50/60Hz	Operation voltage AC100-300V*	PF 0.9	CRI ≥ 80	Charging time 12h~15h	Lighting time up to 5h	Lifetime 20000h	E27	Battery information 18650 li-battery 2000mAh
-----------------------	----------------------------------	-----------	-------------	--------------------------	---------------------------	--------------------	-----	--

Order Code	Product Description	Power	Color temperature	Light Luminou flux (lm)	Light efficiency (lm/W)	Product Size (D×W mm)	Pcs/Carton	Carton size (L*W*H mm)
N62E0-1178	LED Emergency bulb A67 7W6800K	7W	6800K	110lm	AC: 800 DC: 500	ø68×141	50	440×440×353
N62E0-1179	LED Emergency bulb A67 9W6800K	9W	6800K	110lm	AC: 1000 DC: 600	ø68×141	50	440×440×353
N62E0-1180	LED Emergency bulb A67 12W6800K	12W	6800K	110lm	AC: 1250 DC: 700	ø68×141	50	440×440×353
N62E0-1181	LED Emergency bulb A80 15W6800K	15W	6800K	95lm	AC: 1400 DC: 750	ø80×158	50	380×380×305
N62E0-1251	LED Emergency HPB Bulb T100 18W6500K	18W	6500K	110lm	AC: 2000 DC: 800	ø100×175	40	539×432×384

Dimensional Drawing:



IP65 Bulb



Features

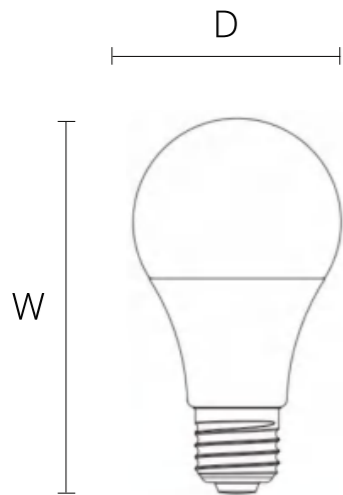


Specification

IP65	CRI 80	INSTL E27	Lifetime 20000h
------	--------	-----------	-----------------

Order Code	Product Description	Power	CCT	Light Luminou flux (lm)	Light efficiency (lm/W)	Product Size (D×W mm)	Pcs/Carton	Carton size (L*W*H mm)
N62D3-1743	Poultry LED A60 8.5W2700K	8.5W	2700K	1050lm	125lm/W	ø60×108	100	630×320×240
N62D3-1744	Poultry LED A60 9W5000K	9W	5000K	1000lm	110lm/W	ø60×108	100	630×320×240

Dimensional Drawing:



DC12V Bulb



Features

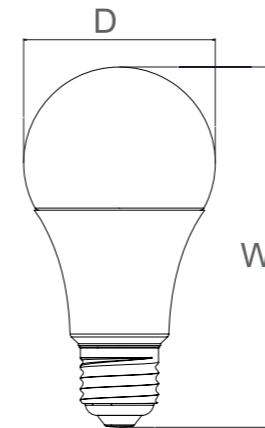


Specification

12V	180° Beam Angle	Up to 90lm/W	On-off	E27	IP44	Lifetime 25000h
-----	-----------------	--------------	--------	-----	------	-----------------

Order Code	Product Description	Power	Color temperature	Light Luminou flux (lm)	Light efficiency (lm/W)	Product Size (D×W mm)	Pcs/Carton	Carton size (L*W*H mm)
N62E0-1738	DC12V LED Bulb 4W6500K IP44	4W	6500K	300lm	75lm/W	ø60×112	50	340*335*302
N62E0-1739	DC12V LED Bulb 8W6500K IP44	8W	6500K	600lm	75lm/W	ø60×112	50	340*335*302
N62E0-1740	DC12V LED Bulb 12W6500K IP44	12W	6500K	900lm	75lm/W	ø65×121	50	365*360*314
N62E0-1741	DC12V LED Bulb 15W6500K IP44	15W	6500K	1350lm	90lm/W	ø65×121	50	365*360*314
N62E0-1742	DC12V LED Bulb 18W6500K IP44	18W	6500K	1600lm	90lm/W	ø80×142	50	440*435*360

Dimensional Drawing:



Sanabria High Power Bulb



Features



Certification

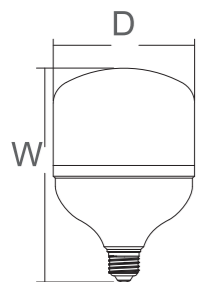


Specification

AC220-240V 50/60Hz	Working Voltage AC165-265V	PF 0.5	CRI ≥ 80	Lifetime 15000h	E27
-----------------------	-------------------------------	-----------	-------------	--------------------	-----

Order Code	Product Description	Power	Color temperature	Light Luminou flux (lm)	Light efficiency (lm/W)	Product Size (D×W mm)	Pcs/ Carton	Carton size (L*W*H mm)
N62E0-1394	Sanabria T80 LED HPB 25W3000K	25W	3000K	2500lm	100lm/W	T80*136	60	500*420*300
N62E0-1395	Sanabria T80 LED HPB 25W4000K	25W	4000K	2500lm	100lm/W	T80*136	60	500*420*300
N62E0-1396	Sanabria T80 LED HPB 25W6500K	25W	6500K	2500lm	100lm/W	T80*136	60	500*420*300
N62E0-1397	Sanabria T100 LED HPB 35W3000K	35W	3000K	3500lm	100lm/W	T100*158	40	505*420*295
N62E0-1398	Sanabria T100 LED HPB 35W4000K	35W	4000K	3500lm	100lm/W	T100*158	40	505*420*295
N62E0-1399	Sanabria T100 LED HPB 35W6500K	35W	6500K	3500lm	100lm/W	T100*158	40	505*420*295
N62E0-1400	Sanabria T115 LED HPB 45W3000K	45W	3000K	4500lm	100lm/W	T115*174	30	605*365*370
N62E0-1401	Sanabria T115 LED HPB 45W4000K	45W	4000K	4500lm	100lm/W	T115*174	30	605*365*370
N62E0-1402	Sanabria T115 LED HPB 45W6500K	45W	6500K	4500lm	100lm/W	T115*174	30	605*365*370
N62E0-1403	Sanabria T125 LED HPB 55W3000K	55W	3000K	5500lm	100lm/W	T125*198	30	655*395*415
N62E0-1404	Sanabria T125 LED HPB 55W4000K	55W	4000K	5500lm	100lm/W	T125*198	30	655*395*415
N62E0-1405	Sanabria T125 LED HPB 55W6500K	55W	6500K	5500lm	100lm/W	T125*198	30	655*395*415
N62E0-1406	Sanabria T140 LED HPB 65W3000K	65W	3000K	6500lm	100lm/W	T140*213	20	735*585*235
N62E0-1407	Sanabria T140 LED HPB 65W4000K	65W	4000K	6500lm	100lm/W	T140*213	20	735*585*235
N62E0-1408	Sanabria T140 LED HPB 65W6500K	65W	6500K	6500lm	100lm/W	T140*213	20	735*585*235

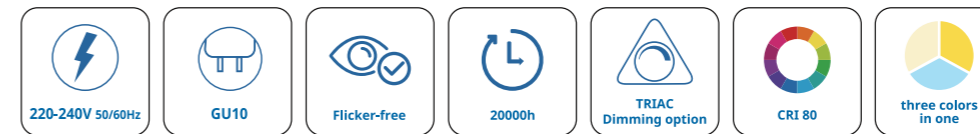
Dimensional Drawing:



LED GU10



Features



Certification



Specification : PC

220V-240V ~ 50/60Hz	36° Beam Angle	GU10 INSTL	CRI > 80 R9 > 0	Lifetime 20000h
---------------------------	-------------------	---------------	--------------------	--------------------

Order Code	Product Description	Power	Color temperature	Light Luminou flux (lm)	Light efficiency (lm/W)	Product Size (D×W mm)	Pcs/ Carton	Carton size (L*W*H mm)
N62E0-1133	Duro LED-GU10(GEN3) 7W3000K	7W	3000K	530lm	75lm/W	ø50×56	200	570×280×300
N62E0-1134	Duro LED-GU10(GEN3) 7W4000K	7W	4000K	560lm	80lm/W	ø50×56	200	570×280×300
N62E0-1135	Duro LED-GU10(GEN3) 7W6500K	7W	6500K	560lm	80lm/W	ø50×56	200	570×280×300
N62E0-1136	Duro LED-GU10(GEN3) 7W3000K TRIAC	7W	3000K	500lm	74lm/W	ø50×56	200	570×280×300
N62E0-1137	Duro LED-GU10(GEN3) 7W4000K TRIAC	7W	4000K	520lm	74lm/W	ø50×56	200	570×280×300
N62E0-1138	Duro LED-GU10(GEN3) 7W6500K TRIAC	7W	6500K	520lm	74lm/W	ø50×56	200	570×280×300

Specification : GLASS

220V-240V ~ 50/60Hz	36° Beam Angle	GU10 INSTL	CRI > 80 R9 > 0	Lifetime 20000h	Glass
---------------------------	-------------------	---------------	--------------------	--------------------	-------

Order Code	Product Description	Power	Color temperature	Light Luminou flux (lm)	Light efficiency (lm/W)	Product Size (D×W mm)	Pcs/ Carton	Carton size (L*W*H mm)
N62E0-1568	LED GU10 Glass HV 7W3000K PS	7W	3000K	450lm	65lm/W	Φ50×53.5	50	275×275×141
N62E0-1569	LED GU10 Glass HV 7W4000K PS	7W	4000K	450lm	65lm/W	Φ50×53.5	50	275×275×141
N62E0-1570	LED GU10 Glass HV 7W6500K PS	7W	6500K	450lm	65lm/W	Φ50×53.5	50	275×275×141

Specification : PC 3CCT

220V-240V ~ 50/60Hz	60° Beam Angle	GU10 INSTL	CRI>80 R9>0	Lifetime 25000h	3000K 4000K 6500K
---------------------------	-------------------	---------------	----------------	--------------------	-------------------------

Order Code	Product Description	Power	Color temperature	Light Luminou flux (lm)	Light efficiency (lm/W)	Product Size (D×W mm)	Pcs/Carton	Carton size (L*W*H mm)
N62E0-1600	Duro LED-GU10(GEN3) 7W3CCT	7W	3000K/4000K/6500K	550/600/550lm	80/85/80lm/W	ø50×60	50	275*275*137

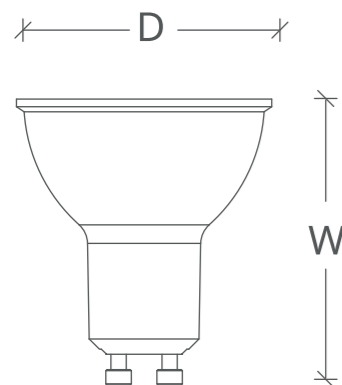


SASO Specification

220V-240V ~ 50Hz	CRI 80	IP 20	Lifetime 20000h	Plastic
------------------------	-----------	----------	--------------------	---------

Order Code	Product Description	Power	Color temperature	Light Luminou flux (lm)	Light efficiency (lm/W)	Product Size (D×W mm)	Pcs/Carton	Carton size (L*W*H mm)
N62E0-1574	LED-GU10 SASO 10W3000K 60D	10W	3000K	940lm	95lm/W	ø50×56	200	570×280×300
N62E0-1575	LED-GU10 SASO 10W4000K 60D	10W	4000K	1000lm	100m/W	ø50×56	200	570×280×300
N62E0-1576	LED-GU10 SASO 10W6500K 60D	10W	6500K	1000lm	100m/W	ø50×56	200	570×280×300
N62E0-1577	LED-GU10 SASO 7W3000K TRIAC 36D	7W	3000K	640lm	90lm/W	ø50×56	200	570×280×300
N62E0-1578	LED-GU10 SASO 7W4000K TRIAC 36D	7W	4000K	660lm	95lm/W	ø50×56	200	570×280×300
N62E0-1579	LED-GU10 SASO 7W6500K TRIAC 36D	7W	6500K	660lm	95lm/W	ø50×56	200	570×280×300

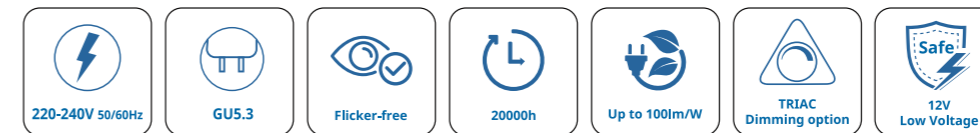
Dimensional Drawing:



LED MR16



Features



Certification



Specification

220V-240V ~ 50/60Hz	36° Beam Angle	Up to 100lm/W	On-off / TRIAC	GU5.3 Installation	PF 0.5	IP20	Lifetime 20000h	PA	Glass
---------------------------	-------------------	------------------	-------------------	-----------------------	-----------	------	--------------------	----	-------

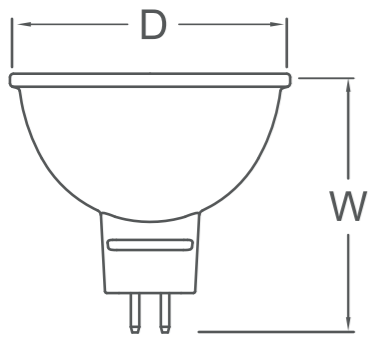
Order Code	Product Description	Power	Color temperature	Light Luminou flux (lm)	Light efficiency (lm/W)	Product Size (D×W mm)	Pcs/Carton	Carton size (L*W*H mm)
N62E0-1200	LED MR16 glass HV 5W 3000K	5W	3000K	500lm	100lm/w	ø50×48	60	346×278×193
N62E0-1201	LED MR16 glass HV 5W 4000K	5W	4000K	500lm	100lm/w	ø50×48	60	346×278×193
N62E0-1202	LED MR16 glass HV 5W 6500K	5W	6500K	500lm	100lm/w	ø50×48	60	346×278×193
N62E0-1203	LED MR16 glass HV 7W 3000K	7W	3000K	650lm	95lm/w	ø50×48	60	346×278×193
N62E0-1204	LED MR16 glass HV 7W 4000K	7W	4000K	650lm	95lm/w	ø50×48	60	346×278×193
N62E0-1205	LED MR16 glass HV 7W 6500K	7W	6500K	650lm	95lm/w	ø50×48	60	346×278×193
N62E0-1556	LED MR16 Glass HV 3W3000K PS	3W	3000K	210lm	70lm/w	Φ50×45.1	50	275×275×119
N62E0-1557	LED MR16 Glass HV 3W4000K PS	3W	4000K	210lm	70lm/w	Φ50×45.1	50	275×275×119
N62E0-1558	LED MR16 Glass HV 3W6500K PS	3W	6500K	210lm	70lm/w	Φ50×45.1	50	275×275×119
N62E0-1559	LED MR16 Glass HV 5W3000K PS	5W	3000K	350lm	70lm/w	Φ50×45.1	50	275×275×119
N62E0-1560	LED MR16 Glass HV 5W4000K PS	5W	4000K	350lm	70lm/w	Φ50×45.1	50	275×275×119
N62E0-1561	LED MR16 Glass HV 5W6500K PS	5W	6500K	350lm	70lm/w	Φ50×45.1	50	275×275×119
N62E0-1562	LED MR16 Glass HV 7W3000K PS	7W	3000K	450lm	65lm/w	Φ50×51.7	50	275×275×135
N62E0-1563	LED MR16 Glass HV 7W4000K PS	7W	4000K	450lm	65lm/w	Φ50×51.7	50	275×275×135
N62E0-1564	LED MR16 Glass HV 7W6500K PS	7W	6500K	450lm	65lm/w	Φ50×51.7	50	275×275×135
N62E0-1565	LED MR16 Glass HV 7W3000K TRIAC PS	7W	3000K	450lm	65lm/w	Φ50×51.7	50	275×275×135
N62E0-1566	LED MR16 Glass HV 7W4000K TRIAC PS	7W	4000K	450lm	65lm/w	Φ50×51.7	50	275×275×135
N62E0-1567	LED MR16 Glass HV 7W6500K TRIAC PS	7W	6500K	450lm	65lm/w	Φ50×51.7	50	275×275×135
N62E0-1384	LED MR16 PA HV 7W 3000K TRIAC	7W	3000K	600lm	85lm/w	ø50×48	100	346×278×193
N62E0-1385	LED MR16 PA HV 7W 4000K TRIAC	7W	4000K	600lm	85lm/w	ø50×48	100	346×278×193
N62E0-1386	LED MR16 PA HV 7W 6500K TRIAC	7W	6500K	600lm	85lm/w	ø50×48	100	346×278×193

12V Option

PA	12V	36° Beam Angle	Up to 110lm/W	On-off	GU5.3	IP20	Lifetime 20000h
----	-----	-------------------	------------------	--------	-------	------	--------------------

Order Code	Product Description	Power	Color temperature	Light Luminou flux (lm)	Light efficiency (lm/W)	Product Size (D×W mm)	Pcs/Carton	Carton size (L*W*H mm)
N62E0-1206	LED MR16 PA 12V 5W 3000K	5	3000K	500lm	100lm/W	ø50×48	60	346×278×193
N62E0-1207	LED MR16 PA 12V 5W 4000K	5	4000K	500lm	100m/W	ø50×48	60	346×278×193
N62E0-1208	LED MR16 PA 12V 5W 6500K	5	6500K	500lm	100m/W	ø50×48	60	346×278×193
N62E0-1391	LED MR16 PA 12V 7W 3000K	7	3000K	700lm	100m/W	ø50×48	100	545×278×132
N62E0-1392	LED MR16 PA 12V 7W 4000K	7	4000K	770lm	110m/W	ø50×48	100	545×278×132
N62E0-1393	LED MR16 PA 12V 7W 6500K	7	6500K	770lm	110m/W	ø50×48	100	545×278×132

Dimensional Drawing:



LED MR16/GU10 High Power Module



Features



Certification



Optional



Specification

220-240V ~ 50/60Hz	ON/OFF	Indoor	IP20 IP	COB	RA>90 CRI	>50 R9	<3 SDCM
--------------------------	--------	--------	------------	-----	--------------	-----------	------------

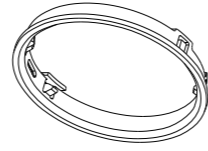
Description	Power	Color temperature	Beam angle (°)	Luminous flux @40°@4000K	Luminous efficacy @36°@4000v	Product Size (D×W mm)	Pcs/Carton	Carton size (L*W*H mm)
LED Module	7W	2700/3000/4000/6500K	20/30/40/60°	620lm	90lm/W	Φ57.5×52	48	355×330×280
LED Module	9W	2700/3000/4000/6500K	20/30/40/60°	765lm	85lm/W	Φ57.5×52	48	355×330×280
LED Module	12W	2700/3000/4000/6500K	20/30/40/60°	1020lm	85lm/W	Φ57.5×72	48	355×330×280
LED Module	15W	2700/3000/4000/6500K	20/30/40/60°	1220lm	80lm/W	Φ57.5×72	48	355×330×280
LED Module	18W	2700/3000/4000/6500K	20/30/40/60°	1530lm	85lm/W	Φ57.5×72	48	355×330×280

Dimensional Drawing:



MR16 HPM Accessories


Order Code	Product Description	Dimension (mm)	Installation
N66E0-0073	KC1 Frame Adaptor*10pcs (For MR16 GU10)	Ø57×8	PC

**Compatible with KC1 accessories**

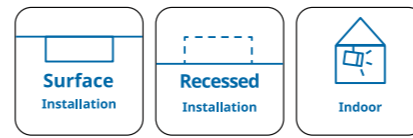


Simon|Frame

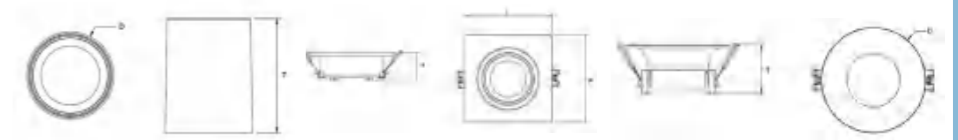
MR16/GU10 PC Frame



Features



Dimensional Drawing:



Specification

Order Code	Description	Adjustable Angle	Material	IP	Finishing	Product Size (L*W*H mm)	Cutout (mm)	Pic
N66E0-1591	GU10/MR16 WH deep anti-glare PC frame	-	PC	IP20	White	ø85*36	ø75	
N66E0-1592	GU10/MR16 BK deep anti-glare PC frame	-	PC	IP20	Black	ø85*36	ø75	
N66E0-1576	GU10/MR16 WH deep anti-glare 35D adj PC frame	35°	PC	IP20	White	ø82x45	ø75	
N66E0-1593	GU10/MR16 BK deep anti-glare 35D adj PC frame	35°	PC	IP20	Black	ø82x45	ø75	
N66E0-1577	GU10/MR16 WH anti-glare IP65 PC frame	-	PC+Silicone	IP65 (front)	White	ø82x45	ø75	
N66E0-1594	GU10/MR16 BK anti-glare IP65 PC frame	-	PC+Silicone	IP65 (front)	Black	ø82x45	ø75	
N66E0-1595	GU10/MR16 WH curved bezel anti-glare PC frame	-	PC	IP20	White	ø86x40	ø75	
N66E0-1596	GU10/MR16 SQ-WH curved bezel anti-glare PC frame	-	PC	IP20	White	86xW86x41	ø75	
N66E0-1597	GU10/MR16 WH curved bezel anti-glare PC frame IP65	-	PC	IP65 (front)	White	ø86x40	ø75	
N66E0-1598	GU10/MR16 Trimless installation accessory 35D adj PC frame	35°	PC	IP20	-	ø96x30	ø75	
N66E0-1599	GU10/MR16 WH single anti-glare 35D adj PC frame	35°	PC	IP20	White	93x93x29	80*80	
N66E0-1600	GU10/MR16 WH double anti-glare 35D adj PC frame	35°	PC	IP20	White	173x93x29	80*160	
N66E0-1601	GU10/MR16 WH triple anti-glare 35D adj PC frame	35°	PC	IP20	White	252x93x29	80*240	
N66E0-1572	GU10/MR16 Surf SQ-WH anti-glare 35D adj PC frame H100	35°	PC	IP20	White	96xW96x100	-	
N66E0-1585	GU10/MR16 Surf SQ-BK anti-glare 35D adj PC frame H100	35°	PC	IP20	Black	96xW96x100	-	
N66E0-1573	GU10/MR16 Surf RD-WH anti-glare PC frame H100	-	PC	IP20	White	ø66x100	-	
N66E0-1586	GU10/MR16 Surf RD-BK anti-glare PC frame H100	-	PC	IP20	Black	ø66x100	-	
N66E0-1587	GU10/MR16 Surf RD-BK anti-glare PC frame H85	-	PC	IP20	Black	ø65x85	-	
N66E0-1574	GU10/MR16 Surf RD-WH anti-glare PC frame H85	-	PC	IP20	White	ø65x85	-	
N66E0-1588	GU10/MR16 shining WH anti-glare PC frame	-	PC	IP20	White	ø88x39	ø75	
N66E0-1589	GU10/MR16 shining BK anti-glare PC frame	-	PC	IP20	Black	ø88x39	ø75	
N66E0-1575	GU10/MR16 WH deep anti-glare ring PC frame	-	PC	IP20	White	ø88x39	ø75	
N66E0-1590	GU10/MR16 BK deep anti-glare ring PC frame	-	PC	IP20	Black	ø88x39	ø75	
N66E0-1578	GU10 Holder	-	Silicone	IP20	-	-	-	

T8 HE (High Efficiency) LED Tube



Features



Certification



Optional



Specification

AC220-240V 50/60Hz	Max 150 lm/W	PF 0.5	PF 0.9 customization	Max 2000V surge protection	CRI 80	Glass + PC	G13	Lifetime 30000h
-----------------------	-----------------	-----------	----------------------------	-------------------------------------	-----------	---------------	-----	--------------------

Order Code	Description	Wiring Type	Power	Color temperature	Luminous flux (lm)	Luminous efficacy (lm/W)	surge protection (V)	Product Size (W×T mm)	Pcs/Carton	"Carton size (L*W*H mm)"
N62E0-1188	LED T8 HE 9W 3000K SE	Single End	9W	3000K	1350lm	150lm/W	1500V	28×600	25	690×170×170
N62E0-1189	LED T8 HE 9W 4000K SE	Single End	9W	4000K	1350lm	150lm/W	1500V	28×600	25	690×170×170
N62E0-1190	LED T8 HE 9W 6500K SE	Single End	9W	6500K	1350lm	150lm/W	1500V	28×600	25	690×170×170
N62E0-1182	LED T8 HE 18W 3000K SE	Single End	18W	3000K	2650lm	150lm/W	1500V	28×1200	25	1290×175×175
N62E0-1183	LED T8 HE 18W 4000K SE	Single End	18W	4000K	2650lm	150lm/W	1500V	28×1200	25	1290×175×175
N62E0-1184	LED T8 HE 18W 6500K SE	Single End	18W	6500K	2650lm	150lm/W	1500V	28×1200	25	1290×175×175
N62E0-1194	LED T8 HE 9W 3000K DE	Double End	9W	3000K	1350lm	150lm/W	1500V	28×600	25	650×170×170
N62E0-1195	LED T8 HE 9W 4000K DE	Double End	9W	4000K	1350lm	150lm/W	1500V	28×600	25	650×170×170
N62E0-1196	LED T8 HE 9W 6500K DE	Double End	9W	6500K	1350lm	150lm/W	1500V	28×600	25	650×170×170
N62E0-1167	Valor LED T8 DE 18W 3000K HE	Double End	18W	3000K	2650lm	150lm/W	1500V	28×1200	25	1250×175×175
N62E0-1168	Valor LED T8 DE 18W 4000K HE	Double End	18W	4000K	2650lm	150lm/W	1500V	28×1200	25	1250×175×175
N62E0-1169	Valor LED T8 DE 18W 6500K HE	Double End	18W	6500K	2650lm	150lm/W	1500V	28×1200	25	1250×175×175

Single End



Double End



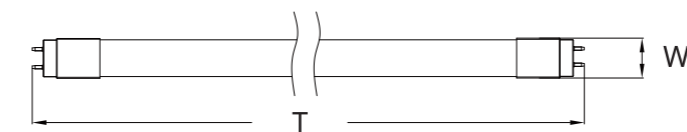
Indonesia Specification : 120lm/W

Order Code	Description	Wiring Type	Power	Color temperature	Luminous flux (lm)	Luminous efficacy (lm/W)	surge protection (V)	Product Size (W×T mm)	Pcs/Carton	"Carton size (L*W*H mm)"
N62E0-1524	LED T8 9W 6500K DE INDO	Single end	9W	6500K	1080lm	120lm/W	1500V	Φ28×604	25	640×170×170
N62E0-1528	LED T8 9W 3000K SE INDO	Single end	9W	3000K	1080lm	120lm/W	1500V	Φ28×604	25	685×170×170
N62E0-1529	LED T8 9W 4000K SE INDO	Single end	9W	4000K	1080lm	120lm/W	1500V	Φ28×604	25	685×170×170
N62E0-1530	LED T8 9W 6500K SE INDO	Double end	9W	6500K	1080lm	120lm/W	1500V	Φ28×604	25	685×170×170
N62E0-1522	LED T8 9W 3000K DE INDO	Double end	9W	3000K	1080lm	120lm/W	1500V	Φ28×604	25	640×170×170
N62E0-1523	LED T8 9W 4000K DE INDO	Double end	9W	4000K	1080lm	120lm/W	1500V	Φ28×604	25	640×170×170
N62E0-1532	LED T8 18W 4000K SE INDO	Single end	18W	4000K	2160lm	120lm/W	1500V	Φ28×1199.4	25	1285×175×175
N62E0-1533	LED T8 18W 6500K SE INDO	Single end	18W	6500K	2160lm	120lm/W	1500V	Φ28×1199.4	25	1285×175×175
N62E0-1531	LED T8 18W 3000K SE INDO	Single end	18W	3000K	2160lm	120lm/W	1500V	Φ28×1199.4	25	1285×175×175
N62E0-1525	LED T8 18W 3000K DE INDO	Double end	18W	3000K	2160lm	120lm/W	1500V	Φ28×1213.6	25	1240×175×175
N62E0-1526	LED T8 18W 4000K DE INDO	Double end	18W	4000K	2160lm	120lm/W	1500V	Φ28×1213.6	25	1240×175×175
N62E0-1527	LED T8 18W 6500K DE INDO	Double end	18W	6500K	2160lm	120lm/W	1500V	Φ28×1213.6	25	1240×175×175


Thailand Specification : With safety pin

Order Code	Description	Wiring Type	Power	Color temperature	Luminous flux (lm)	Luminous efficacy (lm/W)	surge protection (V)	Product Size (W×T mm)	Pcs/Carton	Carton size (L*W*H mm)
N62E0-1450	LED T8 HE 9W 3000K DE Safety Pin 2KV	Double End	9W	3000K	1350lm	150lm/W	2000V	28×600	25	660×175×165
N62E0-1451	LED T8 HE 9W 4000K DE Safety Pin 2KV	Double End	9W	4000K	1350lm	150lm/W	2000V	28×600	25	660×175×165
N62E0-1452	LED T8 HE 9W 6500K DE Safety Pin 2KV	Double End	9W	6500K	1350lm	150lm/W	2000V	28×600	25	660×175×165
N62E0-1453	LED T8 HE 18W 3000K DE Safety Pin 2KV	Double End	18W	3000K	2650lm	150lm/W	2000V	28×1200	25	1255×175×165
N62E0-1454	LED T8 HE 18W 4000K DE Safety Pin 2KV	Double End	18W	4000K	2650lm	150lm/W	2000V	28×1200	25	1255×175×166
N62E0-1455	LED T8 HE 18W 6500K DE Safety Pin 2KV	Double End	18W	6500K	2650lm	150lm/W	2000V	28×1200	25	1255×175×167
N62E0-1372	Ebro LED T8 HE 24W 3000K DE Safety Pin	Double End	24W	3000K	2880lm	120lm/W	2000V	28×1200	25	1255×170×160
N62E0-1373	Ebro LED T8 HE 24W 4000K DE Safety Pin	Double End	24W	4000K	2880lm	120lm/W	2000V	28×1200	25	1255×170×160
N62E0-1374	Ebro LED T8 HE 24W 6500K DE Safety Pin	Double End	24W	6500K	2880lm	120lm/W	2000V	28×1200	25	1255×170×160
N62E0-1375	Ebro LED T8 HE 30W 3000K DE Safety Pin	Double End	30W	3000K	3600lm	120lm/W	2000V	28×1200	25	1255×170×160
N62E0-1376	Ebro LED T8 HE 30W 4000K DE Safety Pin	Double End	30W	4000K	3600lm	120lm/W	2000V	28×1200	25	1255×170×160
N62E0-1377	Ebro LED T8 HE 30W 6500K DE Safety Pin	Double End	30W	6500K	3600lm	120lm/W	2000V	28×1200	25	1255×170×160

Dimensional Drawing:



T8 HE (High Efficiency) LED Set



Features



Optional



Certification



Specification

max 150lm/w	max2000v	AC220-240V 50/60Hz	150 lm/W	PF 0.5	PF 0.9 customization	1500V surge protection	CRI 80	Glass + PC	G13	Lifetime 30000h
----------------	----------	-----------------------	-------------	-----------	----------------------------	------------------------------	-----------	---------------	-----	--------------------

Order Code	Description	Wiring Type	Power	Color temperature	Luminous flux (lm)	Luminous efficacy (lm/W)	surge protection (V)	Product Size (L×W×T mm)	Pcs/Carton	Carton size (L*W*H mm)
N05E0-0174	LED T8 HE Set 9W 3000K DE Extension	Double End	9W	3000K	1350lm	150lm/W	500V	610×34×43.5	25	655×275×210
N05E0-0175	LED T8 HE Set 9W 4000K DE Extension	Double End	9W	4000K	1350lm	150lm/W	500V	610×34×43.5	25	655×275×210
N05E0-0176	LED T8 HE Set 9W 6500K DE Extension	Double End	9W	6500K	1350lm	150lm/W	500V	610×34×43.5	25	655×275×210
N05E0-0177	LED T8 HE Set 18W 3000K DE Extension	Double End	18W	3000K	2650lm	150lm/W	500V	1220×34×43.5	25	1265×275×210
N05E0-0178	LED T8 HE Set 18W 4000K DE Extension	Double End	18W	4000K	2650lm	150lm/W	500V	1220×34×43.5	25	1265×275×210
N05E0-0179	LED T8 HE Set 18W 6500K DE Extension	Double End	18W	6500K	2650lm	150lm/W	500V	1220×34×43.5	25	1265×275×210

Accessory*: Together with product

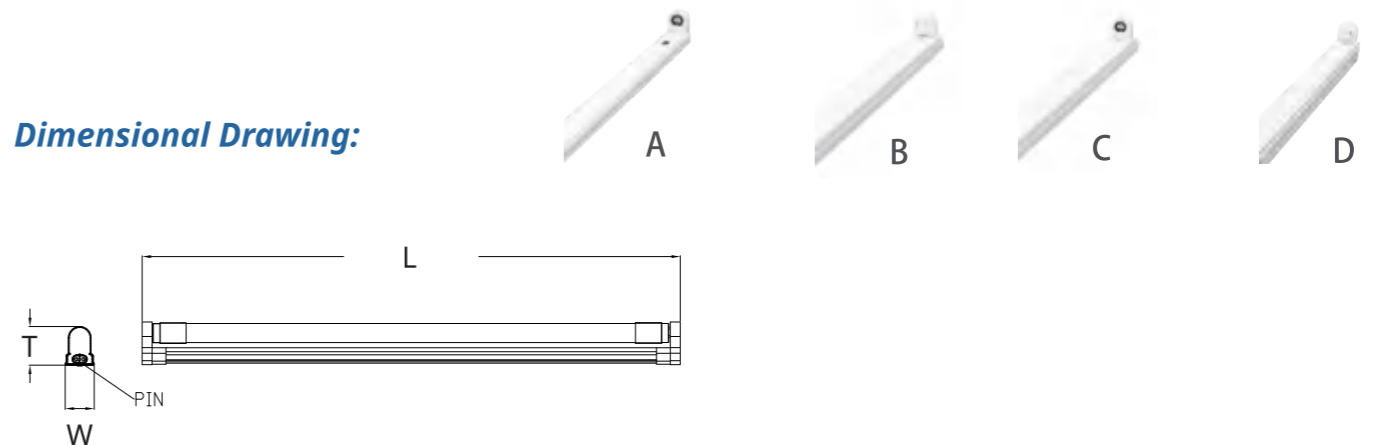


Thailand Specification

AC220-240V 50/60Hz	150 lm/W	PF 0.5	PF 0.9 customization	1500V surge protection	CRI 80	Glass + PC	G13	Lifetime 30000h
-----------------------	-------------	-----------	----------------------------	------------------------------	-----------	---------------	-----	--------------------

Order Code	Description	Wiring Type	Power	Color temperature	Luminous flux (lm)	Luminous efficacy (lm/W)	surge protection (V)	Product Size (L×W×T mm)	Pcs/Carton	Carton size (L*W*H mm)
N05E0-0241	LED T8 HE Set 9W 3000K DE Safety Pin	Double End	9W	3000K	1350lm	150lm/W	2000V	610×34×44	25	640×290×145
N05E0-0242	LED T8 HE Set 9W 4000K DE Safety Pin	Double End	9W	4000K	1350lm	150lm/W	2000V	610×34×44	25	640×290×145
N05E0-0243	LED T8 HE Set 9W 6500K DE Safety Pin	Double End	9W	6500K	1350lm	150lm/W	2000V	610×34×44	25	640×290×145
N05E0-0244	LED T8 HE Set 18W 3000K DE Safety Pin	Double End	18W	3000K	2650lm	150lm/W	2000V	1220×34×44	25	1255×290×145
N05E0-0245	LED T8 HE Set 18W 4000K DE Safety Pin	Double End	18W	4000K	2650lm	150lm/W	2000V	1220×34×44	25	1255×290×145
N05E0-0246	LED T8 HE Set 18W 6500K DE Safety Pin	Double End	18W	6500K	2650lm	150lm/W	2000V	1220×34×44	25	1255×290×145
N05E0-0247	LED T8 HE Set B 9W 3000K DE Safety Pin	Double End	9W	3000K	1350lm	150lm/W	2000V	626×34×48	25	670×360×180
N05E0-0248	LED T8 HE Set B 9W 4000K DE Safety Pin	Double End	9W	4000K	1350lm	150lm/W	2000V	626×34×48	25	670×360×180
N05E0-0249	LED T8 HE Set B 9W 6500K DE Safety Pin	Double End	9W	6500K	1350lm	150lm/W	2000V	626×34×48	25	670×360×180
N05E0-0250	LED T8 HE Set B 18W 3000K DE Safety Pin	Double End	18W	3000K	2650lm	150lm/W	2000V	1232×34×48	25	1280×360×180
N05E0-0251	LED T8 HE Set B 18W 4000K DE Safety Pin	Double End	18W	4000K	2650lm	150lm/W	2000V	1232×34×48	25	1280×360×180
N05E0-0252	LED T8 HE Set B 18W 6500K DE Safety Pin	Double End	18W	6500K	2650lm	150lm/W	2000V	1232×34×48	25	1280×360×180
N05E0-0308	LED T8 HE Set 9W 3000K DE Master Φ20 SP	Double End	9W	3000K	1350lm	150lm/W	2000V	640×36×63	20	660×355×150
N05E0-0309	LED T8 HE Set 9W 4000K DE Master Φ20 SP	Double End	9W	4000K	1350lm	150lm/W	2000V	640×36×63	20	660×355×150
N05E0-0310	LED T8 HE Set 9W 6500K DE Master Φ20 SP	Double End	9W	6500K	1350lm	150lm/W	2000V	640×36×63	20	660×355×150
N05E0-0311	LED T8 HE Set 18W 3000K DE Master Φ20 SP	Double End	18W	3000K	2650lm	150lm/W	2000V	1245×36×63	20	1265×355×150
N05E0-0312	LED T8 HE Set 18W 4000K DE Master Φ20 SP	Double End	18W	4000K	2650lm	150lm/W	2000V	1245×36×63	20	1265×355×150
N05E0-0313	LED T8 HE Set 18W 6500K DE Master Φ20 SP	Double End	18W	6500K	2650lm	150lm/W	2000V	1245×36×63	20	1265×355×150
N05E0-0314	LED T8 HE Set 24W 3000K DE Master Φ20 SP	Double End	24W	3000K	2880lm	120lm/W	2000V	1245×36×63	20	1265×355×150
N05E0-0315	LED T8 HE Set 24W 4000K DE Master Φ20 SP	Double End	24W	4000K	2880lm	120lm/W	2000V	1245×36×63	20	1265×355×150
N05E0-0316	LED T8 HE Set 24W 6500K DE Master Φ20 SP	Double End	24W	6500K	2880lm	120lm/W	2000V	1245×36×63	20	1265×355×150
N05E0-0317	LED T8 HE Set 9W 3000K DE Master Φ18 SP	Double End	9W	3000K	1350lm	150lm/W	2000V	623×41×55	20	640×310×160
N05E0-0318	LED T8 HE Set 9W 4000K DE Master Φ18 SP	Double End	9W	4000K	1350lm	150lm/W	2000V	623×41×55	20	640×310×160
N05E0-0319	LED T8 HE Set 9W 6500K DE Master Φ18 SP	Double End	9W	6500K	1350lm	150lm/W	2000V	623×41×55	20	640×310×160
N05E0-0320	LED T8 HE Set 18W 3000K DE Master Φ18 SP	Double End	18W	3000K	2650lm	150lm/W	2000V	1230×41×55	20	1250×310×160
N05E0-0321	LED T8 HE Set 18W 4000K DE Master Φ18 SP	Double End	18W	4000K	2650lm	150lm/W	2000V	1230×41×55	20	1250×310×160
N05E0-0322	LED T8 HE Set 18W 6500K DE Master Φ18 SP	Double End	18W	6500K	2650lm	150lm/W	2000V	1230×41×55	20	1250×310×160
N05E0-0323	LED T8 HE Set 24W 3000K DE Master Φ18 SP	Double End	24W	3000K	2880lm	120lm/W	2000V	1230×41×55	20	1250×310×160
N05E0-0324	LED T8 HE Set 24W 4000K DE Master Φ18 SP	Double End	24W	4000K	2880lm	120lm/W	2000V	1230×41×55	20	1250×310×160
N05E0-0325	LED T8 HE Set 24W 6500K DE Master Φ18 SP	Double End	24W	6500K	2880lm	120lm/W	2000V	1230×41×55	20	1250×310×160
N05E0-0326	LED T8 HE Set B 9W 3000K DE Master Φ18 SP	Double End	9W	3000K	1350lm	150lm/W	2000V	640×40×54	20	660×310×160
N05E0-0327	LED T8 HE Set B 9W 4000K DE Master Φ18 SP	Double End	9W	4000K	1350lm	150lm/W	2000V	640×40×54	20	660×310×160
N05E0-0328	LED T8 HE Set B 9W 6500K DE Master Φ18 SP	Double End	9W	6500K	1350lm	150lm/W	2000V	640×40×54	20	660×310×160
N05E0-0329	LED T8 HE Set B 18W 3000K DE Master Φ18 SP	Double End	18W	3000K	2650lm	150lm/W	2000V	1245×40×54	20	1265×310×160
N05E0-0330	LED T8 HE Set B 18W 4000K DE Master Φ18 SP	Double End	18W	4000K	2650lm	150lm/W	2000V	1245×40×54	20	1265×310×160
N05E0-0331	LED T8 HE Set B 18W 6500K DE Master Φ18 SP	Double End	18W	6500K	2650lm	150lm/W	2000V	1245×40×54	20	1265×310×160
N05E0-0332	LED T8 HE Set B 24W 3000K DE Master Φ18 SP	Double End	24W	3000K	2880lm	120lm/W	2000V	1245×40×54	20	1265×310×160
N05E0-0333	LED T8 HE Set B 24W 4000K DE Master Φ18 SP	Double End	24W	4000K	2880lm	120lm/W	2000V	1245×40×54	20	1265×310×160
N05E0-0334	LED T8 HE Set B 24W 6500K DE Master Φ18 SP	Double End	24W	6500K	2880lm	120lm/W	2000V	1245×40×54	20	1265×310×160

Dimensional Drawing:



T5 LED Batten



Certification



Features



Specification

AC220-240V 50/60Hz	100 lm/W	PF 0.5	CRI 80	IP20	IK03	2 Pin Trunkable	Connection Cable	PC	Lifetime 20000h
-----------------------	-------------	-----------	-----------	------	------	--------------------	---------------------	----	--------------------

Order Code	Description	Max amount of linking	Power	Color temperature	Luminous flux (lm)	Luminous efficacy (lm/W)	surge protection (V)	Product Size (W×T mm)	Pcs/Carton	"Carton size (L×W×H mm)"
N05E0-0215	LED 3.5W 3000K T5 batten(Double Terminals)	30	3.5	3000K	350lm	100lm/W	500V	325*21*32.3	30	430*155*185
N05E0-0216	LED 3.5W 4000K T5 batten(Double Terminals)	30	3.5	4000K	350lm	100lm/W	500V	325*21*32.3	30	430*155*185
N05E0-0217	LED 3.5W 6500K T5 batten(Double Terminals)	30	3.5	6500K	350lm	100lm/W	500V	325*21*32.3	30	430*155*185
N05E0-0198	LED 4W 3000K T5 batten(Double Terminals)	30	4	3000K	400lm	100lm/W	500V	325*21*32.3	30	430*155*185
N05E0-0199	LED 4W 4000K T5 batten(Double Terminals)	30	4	4000K	400lm	100lm/W	500V	325*21*32.3	30	430*155*185
N05E0-0200	LED 4W 6500K T5 batten(Double Terminals)	30	4	6500K	400lm	100lm/W	500V	325*21*32.3	30	430*155*185
N05E0-0201	LED 7W 3000K T5 batten(Double Terminals)	15	7	3000K	700lm	100lm/W	500V	585*21*32.3	30	690*155*185
N05E0-0202	LED 7W 4000K T5 batten(Double Terminals)	15	7	4000K	700lm	100lm/W	500V	585*21*32.3	30	690*155*185
N05E0-0203	LED 7W 6500K T5 batten(Double Terminals)	15	7	6500K	700lm	100lm/W	500V	585*21*32.3	30	690*155*185
N05E0-0204	LED 10W 3000K T5 batten(Double Terminals)	10	10	3000K	1000lm	100lm/W	500V	885*21*32.3	30	990*155*185
N05E0-0205	LED 10W 4000K T5 batten(Double Terminals)	10	10	4000K	1000lm	100lm/W	500V	885*21*32.3	30	990*155*185
N05E0-0206	LED 10W 6500K T5 batten(Double Terminals)	10	10	6500K	1000lm	100lm/W	500V	885*21*32.3	30	990*155*185
N05E0-0218	LED 13.5W 3000K T5 batten(Double Terminals)	8	13.5	3000K	1350lm	100lm/W	500V	1185*21*31	30	1290*155*185
N05E0-0219	LED 13.5W 4000K T5 batten(Double Terminals)	8	13.5	4000K	1350lm	100lm/W	500V	1185*21*31	30	1290*155*185
N05E0-0220	LED 13.5W 6500K T5 batten(Double Terminals)	8	13.5	6500K	1350lm	100lm/W	500V	1185*21*31	30	1290*155*185
N05E0-0207	LED 14W 3000K T5 batten(Double Terminals)	8	14	3000K	1400lm	100lm/W	500V	1185*21*31	30	1290*155*185
N05E0-0208	LED 14W 4000K T5 batten(Double Terminals)	8	14	4000K	1400lm	100lm/W	500V	1185*21*31	30	1290*155*185
N05E0-0209	LED 14W 6500K T5 batten(Double Terminals)	8	14	6500K	1400lm	100lm/W	500V	1185*21*31	30	1290*155*185

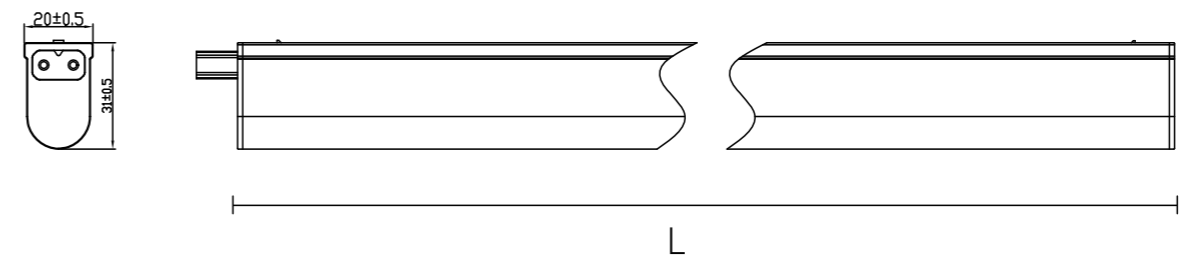


Thailand Specification

Order Code	Description	Max amount of linking	Power	Color temperature	Luminous flux (lm)	Luminous efficacy (lm/W)	surge protection (V)	Product Size (W×T mm)	Pcs/Carton	Carton size (L×W×H mm)
N05E0-0221	LED 4W 3000K T5 batten(Single Terminal)	30	4	3000K	400	100lm/W	500V	325*21*32.3	30	430*155*185
N05E0-0222	LED 4W 4000K T5 batten(Single Terminal)	30	4	4000K	400	100lm/W	500V	325*21*32.3	30	430*155*185
N05E0-0223	LED 4W 6500K T5 batten(Single Terminal)	30	4	6500K	400	100lm/W	500V	325*21*32.3	30	430*155*185
N05E0-0224	LED 7W 3000K T5 batten(Single Terminal)	15	7	3000K	700	100lm/W	500V	585*21*32.3	30	690*155*185
N05E0-0225	LED 7W 4000K T5 batten(Single Terminal)	15	7	4000K	700	100lm/W	500V	585*21*32.3	30	690*155*185
N05E0-0226	LED 7W 6500K T5 batten(Single Terminal)	15	7	6500K	700	100lm/W	500V	585*21*32.3	30	690*155*185
N05E0-0227	LED 10W 3000K T5 batten(Single Terminal)	10	10	3000K	1000	100lm/W	500V	885*21*32.3	30	990*155*185
N05E0-0228	LED 10W 4000K T5 batten(Single Terminal)	10	10	4000K	1000	100lm/W	500V	885*21*32.3	30	990*155*185
N05E0-0229	LED 10W 6500K T5 batten(Single Terminal)	10	10	6500K	1000	100lm/W	500V	885*21*32.3	30	990*155*185
N05E0-0230	LED 14W 3000K T5 batten(Single Terminal)	8	14	3000K	1400	100lm/W	500V	1185*21*31	30	1290*155*185
N05E0-0231	LED 14W 4000K T5 batten(Single Terminal)	8	14	4000K	1400	100lm/W	500V	1185*21*31	30	1290*155*185
N05E0-0232	LED 14W 6500K T5 batten(Single Terminal)	8	14	6500K	1400	100lm/W	500V	1185*21*31	30	1290*155*185



Dimensional Drawing:






CLM20 LED Module



Features



Certification



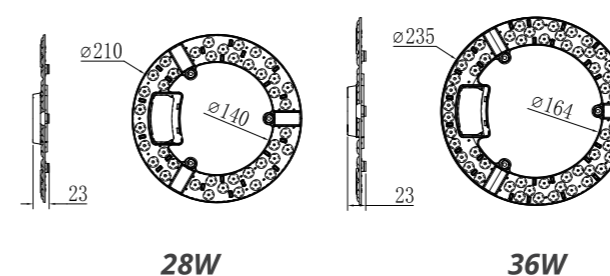
Specification

AC176-265V	PF 0.5	Surge protection 1.5KV	Non -Dim	CRI 80	INSTL Magnet/ Screw	Lifetime 30,000h
------------	-----------	---------------------------	-------------	-----------	---------------------------	---------------------

Order Code	Description	Power	Color temperature	Luminous flux (lm)	Luminous efficacy (lm/W)	Product Size (L×Tmm)	Pcs/Carton	Carton size (L*W*H mm)
N66E0-0101	CLM20 LED Module 28W3000K	28W	3000K	2900lm	105lm/W	Φ210×23	50	660×400×260
N66E0-0102	CLM20 LED Module 28W4000K	28W	4000K	3100lm	110lm/W	Φ210×23	50	660×400×260
N66E0-0103	CLM20 LED Module 28W6500K	28W	6500K	3100lm	110lm/W	Φ210×23	50	660×400×260
N66E0-0104	CLM20 LED Module 36W3000K	36W	3000K	3800lm	105lm/W	Φ235×23	50	660×400×285
N66E0-0105	CLM20 LED Module 36W4000K	36W	4000K	4200lm	110lm/W	Φ235×23	50	660×400×285
N66E0-0106	CLM20 LED Module 36W6500K	36W	6500K	4200lm	110lm/W	Φ235×23	50	660×400×285

Simon | Ceiling light & module

Dimensional Drawing:



CC20A



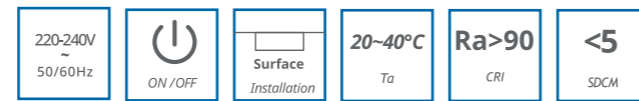
Features



Certification

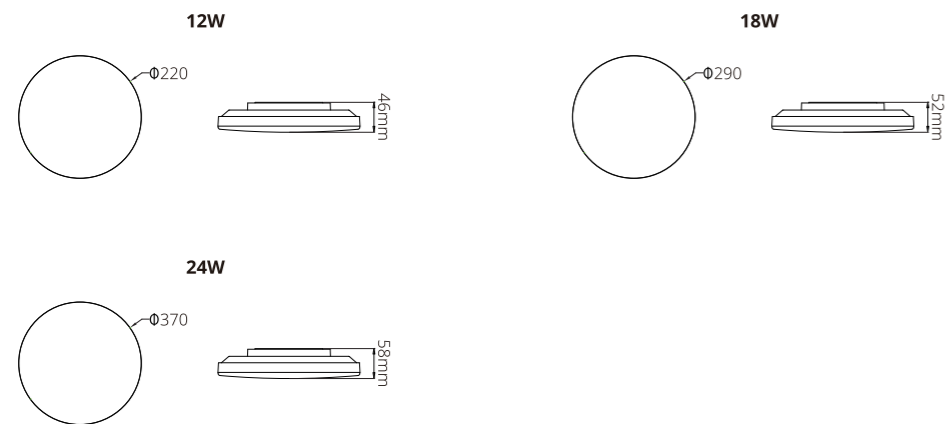
CB CE EMC

Specification



Order Code	Description	Power	Color temperature	Luminous flux (lm)	Luminous efficacy (lm/W)	Product Size (D×Wmm)	Pcs/Carton	Carton size (L*W*H mm)
N0124-0691	CC20A LED Ceiling Light 12W3000K IP50	12W	3000K	820lm	70lm/W	φ220×46	20	530×235×470
N0124-0692	CC20A LED Ceiling Light 12W4000K IP50	12W	4000K	865lm	70lm/W	φ220×46	20	530×235×470
N0124-0693	CC20A LED Ceiling Light 12W6500K IP50	12W	6500K	900lm	75lm/W	φ220×46	20	530×235×470
N0124-0694	CC20A LED Ceiling Light 18W3000K IP50	18W	3000K	1300lm	70lm/W	φ290×52	16	600×460×310
N0124-0695	CC20A LED Ceiling Light 18W4000K IP50	18W	4000K	1370lm	75lm/W	φ290×52	16	600×460×310
N0124-0696	CC20A LED Ceiling Light 18W6500K IP50	18W	6500K	1440lm	80lm/W	φ290×52	16	600×460×310
N0124-0697	CC20A LED Ceiling Light 24W3000K IP50	24W	3000K	1730lm	70lm/W	φ370×58	12	780×380×390
N0124-0698	CC20A LED Ceiling Light 24W4000K IP50	24W	4000K	1825lm	75lm/W	φ370×58	12	780×380×390
N0124-0699	CC20A LED Ceiling Light 24W6500K IP50	24W	6500K	1920lm	80lm/W	φ370×58	12	780×380×390
N0124-0700	CC20A LED Ceiling Light 24W	24W	3000K-4000K-6500K	1800/1920lm	75lm/W	φ370×58	12	780×380×390

Dimensional Drawing:



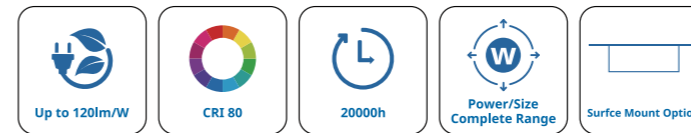


Simon | Downlight

Valor Downlight Gen2



Features



Certification



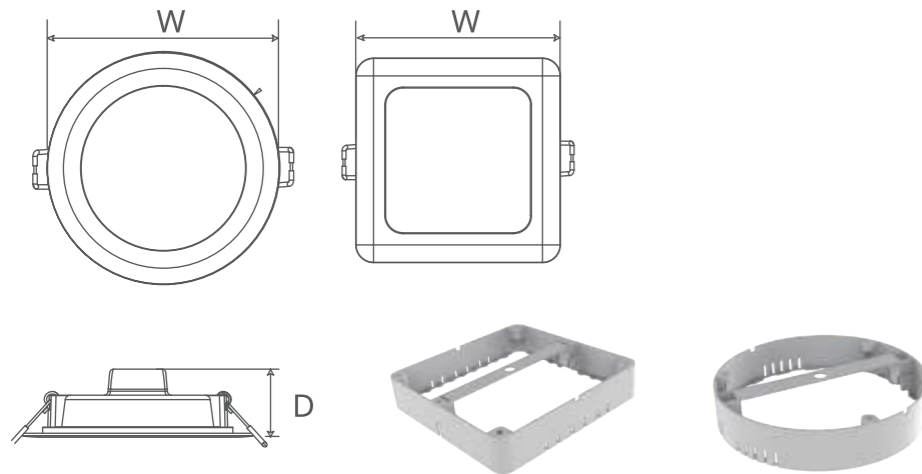
Specification

AC220-240V 50/60Hz	PF 0.5	IP 20	INSTL Recessed /Surface	CRI ≥ 80	Housing PC	Non -Dim	Lifetime 20000h
-----------------------	-----------	----------	-------------------------------	-------------	---------------	-------------	--------------------

Order Code	Description	Power	Color temperature	Luminous flux (lm)	Luminous efficacy (lm/W)	Product Size (DxW mm)	Cutout (mm)	Pcs/Carton	Carton size (L*W*H mm)
N03E0-1157	ValorLED DL 4W R75 3000K	4W	3000K	280lm	70lm/w	ø90×33	ø70-80	100	475x385x215
N03E0-1158	Valor LED DL 4W R75 4000K	4W	4000K	300lm	75lm/w	ø90×33	ø70-80	100	475x385x215
N03E0-1159	Valor LED DL 4W R75 6500K	4W	6500K	300lm	75lm/w	ø90×33	ø70-80	100	475x385x215
N03E0-1160	Valor LED DL 6W R85 3000K	6W	3000K	550lm	95lm/w	ø105×35	ø85-95	50	550x225x230
N03E0-1161	Valor LED DL 6W R85 4000K	6W	4000K	600lm	100lm/w	ø105×35	ø85-95	50	550x225x230
N03E0-1162	Valor LED DL 6W R85 6500K	6W	6500K	600lm	100lm/w	ø105×35	ø85-95	50	550x225x230
N03E0-1169	Valor LED DL 8W R100 3000K	8W	3000K	750lm	95lm/w	ø115×33	ø95-ø105	30	373x252x230
N03E0-1170	Valor LED DL 8W R100 4000K	8W	4000K	800lm	100lm/w	ø115×33	ø95-ø105	30	373x252x230
N03E0-1171	Valor LED DL 8W R100 6500K	8W	6500K	800lm	100lm/w	ø115×33	ø95-ø105	30	373x252x230
N03E0-1172	Valor LED DL 9W R125 3000K	9W	3000K	850lm	95lm/w	ø140×38	ø120-ø130	30	440x295x245
N03E0-1173	Valor LED DL 9W R125 4000K	9W	4000K	900lm	100lm/w	ø140×38	ø120-ø130	30	440x295x245
N03E0-1174	Valor LED DL 9W R125 6500K	9W	6500K	900lm	100lm/w	ø140×38	ø120-ø130	30	440x295x245
N03E0-1175	Valor LED DL 12W R125 3000K	12W	3000K	1100lm	95lm/w	ø140×38	ø120-ø130	30	440x295x245
N03E0-1176	Valor LED DL 12W R125 4000K	12W	4000K	1200lm	100lm/w	ø140×38	ø120-ø130	30	440x295x245
N03E0-1177	Valor LED DL 12W R125 6500K	12W	6500K	1200lm	100lm/w	ø140×38	ø120-ø130	30	440x295x245
N03E0-1178	Valor LED DL 12W R150 3000K	12W	3000K	1150lm	95lm/w	ø165×38	ø145-ø155	30	515x345x245
N03E0-1179	Valor LED DL 12W R150 4000K	12W	4000K	1250lm	105lm/w	ø165×38	ø145-ø155	30	515x345x245
N03E0-1180	Valor LED DL 12W R150 6500K	12W	6500K	1250lm	105lm/w	ø165×38	ø145-ø155	30	515x345x245
N03E0-1181	Valor LED DL 17W R150 3000K	17W	3000K	1600lm	95lm/w	ø165×38	ø145-ø155	30	515x345x245
N03E0-1182	Valor LED DL 17W R150 4000K	17W	4000K	1700lm	100lm/w	ø165×38	ø145-ø155	30	515x345x245

Order Code	Description	Power	Color temperature	Luminous flux (lm)	Luminous efficacy (lm/W)	Product Size (DxW mm)	Cutout (mm)	Pcs/Carton	Carton size (L*W*H mm)
N03E0-1182	Valor LED DL 17W R150 4000K	17W	4000K	1700lm	100lm/w	ø165x38	ø145-ø155	30	515x345x245
N03E0-1183	Valor LED DL 17W R150 6500K	17W	6500K	1700lm	100lm/w	ø165x38	ø145-ø155	30	515x345x245
N03E0-1184	Valor LED DL 20W R175 3000K	20W	3000K	2000lm	100lm/w	ø190x38	ø170-ø180	30	590x395x245
N03E0-1185	Valor LED DL 20W R175 4000K	20W	4000K	2100lm	105lm/w	ø190x38	ø170-ø180	30	590x395x245
N03E0-1186	Valor LED DL 20W R175 6500K	20W	6500K	2100lm	105lm/w	ø190x38	ø170-ø180	30	590x395x245
N03E0-1187	Valor LED DL 24W R200 3000K	24W	3000K	2300lm	95lm/w	ø215x38	ø195-ø205	30	665x445x245
N03E0-1188	Valor LED DL 24W R200 4000K	24W	4000K	2450lm	105lm/w	ø215x38	ø195-ø205	30	665x445x245
N03E0-1189	Valor LED DL 24W R200 6500K	24W	6500K	2450lm	105lm/w	ø215x38	ø195-ø205	30	665x445x245
N03E0-1190	Valor LED square DL 8W S100 3000K	8W	3000K	750lm	95lm/w	□115x34	□95-105	30	371*282*225
N03E0-1191	Valor LED square DL 8W S100 4000K	8W	4000K	800lm	100lm/w	□115x34	□95-105	30	371*282*225
N03E0-1192	Valor LED square DL 8W S100 6500K	8W	6500K	800lm	100lm/w	□115x34	□95-105	30	371*282*225
N03E0-1193	Valor LED square DL 12W S150 3000K	12W	3000K	1300lm	110lm/w	□165x34	□145-155	30	527*382*240
N03E0-1194	Valor LED square DL 12W S150 4000K	12W	4000K	1400lm	120lm/w	□165x34	□145-155	30	527*382*240
N03E0-1195	Valor LED square DL 12W S150 6500K	12W	6500K	1400lm	120lm/w	□165x34	□145-155	30	527*382*240
N03E0-1196	Valor LED square DL17W S150 3000K	17W	3000K	1650lm	100lm/w	□165x34	□145-155	30	527*382*240
N03E0-1197	Valor LED square DL 17W S150 4000K	17W	4000K	1750lm	105lm/w	□165x34	□145-155	30	527*382*240
N03E0-1198	Valor LED square DL 17W S150 6500K	17W	6500K	1750lm	105lm/w	□165x34	□145-155	30	527*382*240
N03E0-1199	Valor LED square DL 24W S200 3000K	24W	3000K	2450lm	105lm/w	□215x34	□195-205	30	677*478*225
N03E0-1200	Valor LED square DL 24W S200 4000K	24W	4000K	2600lm	110lm/w	□215x34	□195-205	30	677*478*225
N03E0-1201	Valor LED square DL 24W S200 6500K	24W	6500K	2600lm	110lm/w	□215x34	□195-205	30	677*478*225


Dimensional Drawing:



Accessory

Order Code	Description	Product Size (DxW mm)	Pcs/Carton	"Carton size (L*W*H mm)"
N03E0-1114	Valor DL round surface mounting accessory ø165	ø165x45	72	72
N03E0-1115	Valor DL round surface mounting accessory ø215	ø215x45	48	48
N03E0-1116	Valor DL square surface mounting accessory □165	□165x45	72	72
N03E0-1117	Valor DL square surface mounting accessory □215	□215x45	48	48

CD16 LED Downlight



Features



Certification




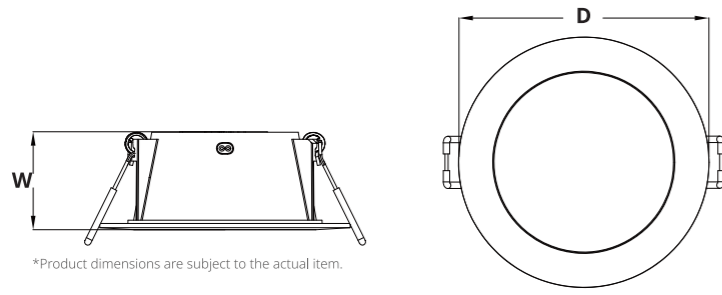
Specification

Input voltage 220-240V ~ 50/60Hz	110° Beam angle	PF 0.5	CRI 80	Install Recessed	IP 20/44*	Lifetime 25000h
-------------------------------------	--------------------	-----------	-----------	---------------------	--------------	--------------------

Order Code	Description	Power	Color temperature	Luminous flux (lm)	Luminous efficacy (lm/W)	Product Size (DxW mm)	Cutout (mm)	Pcs/Carton	Carton size (L*W*H mm)
N03E0-1328	Valor LED DL 16W R150 3000K-4000K-6500K	16W	3000K-4000K-6500K	1600lm	100lm/W	ø165x35	ø145-155	30	520x354x237
N03E0-1329	CD16 LED Downlight 3.5W3000K R75	3.5W	3000K	280lm	80lm/W	ø90x35	ø80±3	100	475x385x385
N03E0-1330	CD16 LED Downlight 3.5W4000K R75	3.5W	4000K	300lm	85lm/W	ø90x35	ø80±3	100	475x385x385
N03E0-1331	CD16 LED Downlight 3.5W6500K R75	3.5W	6500K	300lm	85lm/W	ø90x35	ø80±3	100	475x385x385
N03E0-1332	CD16 LED Downlight 4.5W3000K R90	4.5W	3000K	380lm	85lm/W	ø105x35	ø90±3	30	345x233x233
N03E0-1333	CD16 LED Downlight 4.5W4000K R90	4.5W	4000K	405lm	90lm/W	ø105x35	ø90±3	30	345x233x233
N03E0-1334	CD16 LED Downlight 4.5W6500K R90	4.5W	6500K	405lm	90lm/W	ø105x35	ø90±3	30	345x233x233
N03E0-1335	CD16 LED Downlight 7W3000K R100	7W	3000K	560lm	80lm/W	ø115x35	ø100±3	30	373x252x252
N03E0-1336	CD16 LED Downlight 7W4000K R100	7W	4000K	600lm	85lm/W	ø115x35	ø100±3	30	373x252x252
N03E0-1337	CD16 LED Downlight 7W6500K R100	7W	6500K	600lm	85lm/W	ø115x35	ø100±3	30	373x252x252
N03E0-1338	CD16 LED Downlight 12W3000K R125	11W	3000K	1000lm	90lm/W	ø140x35	ø125±3	30	440x295x295
N03E0-1339	CD16 LED Downlight 12W4000K R125	11W	4000K	1100lm	95lm/W	ø140x35	ø125±3	30	440x295x295
N03E0-1340	CD16 LED Downlight 12W6500K R125	11W	6500K	1100lm	95lm/W	ø140x35	ø125±3	30	440x295x295
N03E0-1341	CD16 LED Downlight 13W3000K R150	13W	3000K	1170lm	90lm/W	ø165x35	ø150±3	30	520x354x354
N03E0-1342	CD16 LED Downlight 13W4000K R150	13W	4000K	1235lm	95lm/W	ø165x35	ø150±3	30	520x354x354
N03E0-1343	CD16 LED Downlight 13W6500K R150	13W	6500K	1235lm	95lm/W	ø165x35	ø150±3	30	520x354x354
N03E0-1494	CD16 LED Downlight 16W3000K R150	16W	3000K	1520lm	95lm/W	ø165x35	ø150±3	30	520x354x354
N03E0-1495	CD16 LED Downlight 16W4000K R150	16W	4000K	1600lm	100lm/W	ø165x35	ø150±3	30	520x354x354
N03E0-1496	CD16 LED Downlight 16W6500K R150	16W	6500K	1600lm	100lm/W	ø165x35	ø150±3	30	520x354x354
N03E0-1344	CD16 LED Downlight 16W3000K R175	16W	3000K	1440lm	90lm/W	ø190x35	ø175±3	30	590x395x395

Order Code	Description	Power	Color temperature	Luminous flux (lm)	Luminous efficacy (lm/W)	Product Size (DxW mm)	Cutout (mm)	Pcs/Carton	Carton size (L*W*H mm)
N03E0-1345	CD16 LED Downlight 16W4000K R175	16W	4000K	1520lm	95lm/W	Φ190×35	Φ175±3	30	590×395×395
N03E0-1346	CD16 LED Downlight 16W6500K R175	16W	6500K	1520lm	95lm/W	Φ190×35	Φ175±3	30	590×395×395
N03E0-1347	CD16 LED Downlight 20W3000K R200	20W	3000K	1900lm	95lm/W	Φ225×35	Φ200±3	30	700×475×475
N03E0-1348	CD16 LED Downlight 20W4000K R200	20W	4000K	2000lm	100lm/W	Φ225×35	Φ200±3	30	700×475×475
N03E0-1349	CD16 LED Downlight 20W6500K R200	20W	6500K	2000lm	100lm/W	Φ225×35	Φ200±3	30	700×475×475

Dimensional Drawing:












LED Slim Downlight



Features

-  Slim Design
-  Die-casting alu minum
-  Surface Mount Option
-  CRI 80
-  30000h
-  Wide input voltage
90-265V/165-265V
-  Up to 100lm/W

Certification




90-265V <small>Working voltage</small>	PF 0.5	IP 20	CRI 80	Beam Angle 120°	Die-casting Aluminum	External Driver	Lifetime 30000h
--	---------------	--------------	---------------	------------------------	-----------------------------	------------------------	------------------------

Order Code	Description	Power	Color temperature	Luminous flux (lm)	Luminous efficacy (lm/W)	Product Size (DxW mm)	Cutout (mm)	Pcs/Carton	Carton size (L*W*H mm)
N03E0-1250	Slim LED Downlight 3W3000K(cutout70mm)	3	3000K	195	65	ø83x14.5	ø70	100	605*330*255
N03E0-1251	Slim LED Downlight 3W4000K(cutout70mm)	3	4000K	195	65	ø83x14.5	ø70	100	605*330*255
N03E0-1252	Slim LED Downlight 3W6500K(cutout70mm)	3	6500K	195	65	ø83x14.5	ø70	100	605*330*255
N03E0-1253	Slim LED Downlight 6W3000K(cutout105mm)	6	3000K	450	75	ø119x14.5	ø105	50	745*170*300
N03E0-1254	Slim LED Downlight 6W4000K(cutout105mm)	6	4000K	450	75	ø119x14.5	ø105	50	745*170*300
N03E0-1255	Slim LED Downlight 6W6500K(cutout105mm)	6	6500K	450	75	ø119x14.5	ø105	50	745*170*300
N03E0-1256	Slim LED Downlight 9W3000K(cutout135mm)	9	3000K	900	100	ø144x14.5	ø135	40	370*330*370
N03E0-1257	Slim LED Downlight 9W4000K(cutout135mm)	9	4000K	900	100	ø144x14.5	ø135	40	370*330*370
N03E0-1258	Slim LED Downlight 9W6500K(cutout135mm)	9	6500K	900	100	ø144x14.5	ø135	40	370*330*370
N03E0-1259	Slim LED Downlight 12W3000K(cutout155mm)	12	3000K	1,200	100	ø167x14.5	ø155	30	600*330*215
N03E0-1260	Slim LED Downlight 12W4000K(cutout155mm)	12	4000K	1,200	100	ø167x14.5	ø155	30	600*330*215
N03E0-1261	Slim LED Downlight 12W6500K(cutout155mm)	12	6500K	1,200	100	ø167x14.5	ø155	30	600*330*215
N03E0-1262	Slim LED Downlight 15W3000K(cutout175mm)	15	3000K	1,500	100	ø190x14.5	ø175	30	725*330*220
N03E0-1263	Slim LED Downlight 15W4000K(cutout175mm)	15	4000K	1,500	100	ø190x14.5	ø175	30	725*330*220
N03E0-1264	Slim LED Downlight 15W6500K(cutout175mm)	15	6500K	1,500	100	ø190x14.5	ø175	30	725*330*220
N03E0-1265	Slim LED Downlight 18W3000K(cutout205mm)	18	3000K	1,800	100	ø218x14.5	ø205	20	505*330*265
N03E0-1266	Slim LED Downlight 18W4000K(cutout205mm)	18	4000K	1,800	100	ø218x14.5	ø205	20	505*330*265
N03E0-1267	Slim LED Downlight 18W6500K(cutout205mm)	18	6500K	1,800	100	ø218x14.5	ø205	20	505*330*265
N03E0-1268	Slim LED Downlight 24W3000K(cutout280mm)	24	3000K	2,200	90	ø297x14.5	ø280	10	335*310*340
N03E0-1269	Slim LED Downlight 24W4000K(cutout280mm)	24	4000K	2,200	90	ø297x14.5	ø280	10	335*310*340
N03E0-1270	Slim LED Downlight 24W6500K(cutout280mm)	24	6500K	2,200	90	ø297x14.5	ø280	10	335*310*340
N03E0-1271	Slim LED Downlight 30W3000K(cutout280mm)	30	3000K	2,700	90	ø297x14.5	ø280	10	335*310*340
N03E0-1272	Slim LED Downlight 30W4000K(cutout280mm)	30	4000K	2,700	90	ø297x14.5	ø280	10	335*310*340
N03E0-1273	Slim LED Downlight 30W6500K(cutout280mm)	30	6500K	2,700	90	ø297x14.5	ø280	10	335*310*340


Order Code	Description	Power	Color temperature	Luminous flux (lm)	Luminous efficacy (lm/W)	Product Size (DxW mm)	Cutout (mm)	Pcs/Carton	Carton size (L*W*H mm)
N03E0-1280	Slim LED Square Downlight 3W3000K(cutout68mm)	3	3000K	195	65	85×85×14.5	68×68	100	550×380×260
N03E0-1281	Slim LED Square Downlight 3W4000K(cutout68mm)	3	4000K	195	65	85×85×14.5	68×68	100	550×380×260
N03E0-1282	Slim LED Square Downlight 3W6500K(cutout68mm)	3	6500K	195	65	85×85×14.5	68×68	100	550×380×260
N03E0-1283	Slim LED Square Downlight 6W3000K(cutout105mm)	6	3000K	450	75	120×120×14.5	105×105	60	470×380×300
N03E0-1284	Slim LED Square Downlight 6W4000K(cutout105mm)	6	4000K	450	75	120×120×14.5	105×105	60	470×380×300
N03E0-1285	Slim LED Square Downlight 6W6500K(cutout105mm)	6	6500K	450	75	120×120×14.5	105×105	60	470×380×300
N03E0-1286	Slim LED Square Downlight 9W3000K(cutout130mm)	9	3000K	900	100	145×145×14.5	130×130	40	370×330×370
N03E0-1287	Slim LED Square Downlight 9W4000K(cutout130mm)	9	4000K	900	100	145×145×14.5	130×130	40	370×330×370
N03E0-1288	Slim LED Square Downlight 9W6500K(cutout130mm)	9	6500K	900	100	145×145×14.5	130×130	40	370×330×370
N03E0-1289	Slim LED Square Downlight 12W3000K(cutout150mm)	12	3000K	1,200	100	170×170×14.5	150×150	30	600×330×215
N03E0-1290	Slim LED Square Downlight 12W4000K(cutout150mm)	12	4000K	1,200	100	170×170×14.5	150×150	30	600×330×215
N03E0-1291	Slim LED Square Downlight 12W6500K(cutout150mm)	12	6500K	1,200	100	170×170×14.5	150×150	30	600×330×215
N03E0-1292	Slim LED Square Downlight 18W3000K(cutout200mm)	18	3000K	1,800	100	215×215×14.5	200×200	20	480×330×280
N03E0-1293	Slim LED Square Downlight 18W4000K(cutout200mm)	18	4000K	1,800	100	215×215×14.5	200×200	20	480×330×280
N03E0-1294	Slim LED Square Downlight 18W6500K(cutout200mm)	18	6500K	1,800	100	215×215×14.5	200×200	20	480×330×280
N03E0-1295	Slim LED Square Downlight 24W3000K(cutout280mm)	24	3000K	2,200	90	300×300×14.5	280×280	20	630×330×360
N03E0-1296	Slim LED Square Downlight 24W4000K(cutout280mm)	24	4000K	2,200	90	300×300×14.5	280×280	20	630×330×360
N03E0-1297	Slim LED Square Downlight 24W6500K(cutout280mm)	24	6500K	2,200	90	300×300×14.5	280×280	20	630×330×360
N03E0-1395	Slim LED Downlight Surf 12W3000K BK	12	3000K	1,200	100	∅170×32	-	40	460×380×380
N03E0-1396	Slim LED Downlight Surf 12W4000K BK	12	4000K	1,200	100	∅170×32	-	40	460×380×380
N03E0-1397	Slim LED Downlight Surf 12W6500K BK	12	6500K	1,200	100	∅170×32	-	40	460×380×380
N03E0-1398	Slim LED Downlight Surf 18W3000K BK	18	3000K	1,800	100	∅215×32	-	20	480×460×250
N03E0-1399	Slim LED Downlight Surf 18W4000K BK	18	4000K	1,800	100	∅215×32	-	20	480×460×250
N03E0-1400	Slim LED Downlight Surf 18W6500K BK	18	6500K	1,800	100	∅215×32	-	20	480×460×250
N03E0-1301	Slim LED Downlight Surf 12W3000K	12	3000K	1,200	100	∅170×32	-	40	460×380×380
N03E0-1302	Slim LED Downlight Surf 12W4000K	12	4000K	1,200	100	∅170×32	-	40	460×380×380
N03E0-1303	Slim LED Downlight Surf 12W6500K	12	6500K	1,200	100	∅170×32	-	40	460×380×380
N03E0-1304	Slim LED Downlight Surf 18W3000K	18	3000K	1,800	100	∅215×32	-	20	480×460×250
N03E0-1305	Slim LED Downlight Surf 18W4000K	18	4000K	1,800	100	∅215×32	-	20	480×460×250
N03E0-1306	Slim LED Downlight Surf 18W6500K	18	6500K	1,800	100	∅215×32	-	20	480×460×250
N03E0-1407	Slim LED Square Downlight Surf 12W3000K BK	12	3000K	1,200	100	170×170×32	-	40	460×380×380
N03E0-1408	Slim LED Square Downlight Surf 12W4000K BK	12	4000K	1,200	100	170×170×32	-	40	460×380×380
N03E0-1409	Slim LED Square Downlight Surf 12W6500K BK	12	6500K	1,200	100	170×170×32	-	40	460×380×380
N03E0-1410	Slim LED Square Downlight Surf 18W3000K BK	18	3000K	1,800	100	215×215×32	-	20	480×460×250
N03E0-1411	Slim LED Square Downlight Surf 18W4000K BK	18	4000K	1,800	100	215×215×32	-	20	480×460×250
N03E0-1412	Slim LED Square Downlight Surf 18W6500K BK	18	6500K	1,800	100	215×215×32	-	20	480×460×250
N03E0-1313	Slim LED Square Downlight Surf 12W3000K	12	3000K	1,200	100	170×170×32	-	40	460×380×380
N03E0-1314	Slim LED Square Downlight Surf 12W4000K	12	4000K	1,200	100	170×170×32	-	40	460×380×380
N03E0-1315	Slim LED Square Downlight Surf 12W6500K	12	6500K	1,200	100	170×170×32	-	40	460×380×380
N03E0-1316	Slim LED Square Downlight Surf 18W3000K	18	3000K	1,800	100	215×215×32	-	20	480×460×250
N03E0-1317	Slim LED Square Downlight Surf 18W4000K	18	4000K	1,800	100	215×215×32	-	20	480×460×250
N03E0-1318	Slim LED Square Downlight Surf 18W6500K	18	6500K	1,800	100	215×215×32	-	20	480×460×250

Order Code	Description	Power	Color temperature	Luminous flux (lm)	Luminous efficacy (lm/W)	Product Size (DxW mm)	Cutout (mm)	Pcs/Carton	Carton size (L*W*H mm)
N03E0-1350	Slim LED Downlight 3W3000K(cutout70mm)BK	3	3000K	195	65	∅85×18	∅73-∅78	100	575×375×260mm
N03E0-1351	Slim LED Downlight 3W4000K(cutout70mm)BK	3	4000K	195	65	∅85×18	∅73-∅78	100	575×375×260mm
N03E0-1352	Slim LED Downlight 3W6500K(cutout70mm)BK	3	6500K	195	65	∅85×18	∅73-∅78	100	575×375×260mm
N03E0-1353	Slim LED Downlight 6W3000K(cutout105mm)BK	6	3000K	450	75	∅120×18	∅108-∅113	60	470×380×330mm
N03E0-1354	Slim LED Downlight 6W4000K(cutout105mm)BK	6	4000K	450	75	∅120×18	∅108-∅113	60	470×380×330mm
N03E0-1355	Slim LED Downlight 6W6500K(cutout105mm)BK	6	6500K	450	75	∅120×18	∅108-∅113	60	470×380×330mm
N03E0-1356	Slim LED Downlight 9W3000K(cutout135mm)BK	9	3000K	900	100	∅146×18	∅133-∅138	40	390×330×390mm
N03E0-1357	Slim LED Downlight 9W4000K(cutout135mm)BK	9	4000K	900	100	∅146×18	∅133-∅138	40	390×330×390mm
N03E0-1358	Slim LED Downlight 9W6500K(cutout135mm)BK	9	6500K	900	100	∅146×18	∅133-∅138	40	390×330×390mm
N03E0-1359	Slim LED Downlight 12W3000K(cutout155mm)BK	12	3000K	1,200	100	∅168×18	∅155-∅160	30	635×330×225mm
N03E0-1360	Slim LED Downlight 12W4000K(cutout155mm)BK	12	4000K	1,200	100	∅168×18	∅155-∅160	30	635×330×225mm
N03E0-1361	Slim LED Downlight 12W6500K(cutout155mm)BK	12	6500K	1,200	100	∅168×18	∅155-∅160	30	635×330×225mm
N03E0-1362	Slim LED Downlight 15W3000K(cutout175mm)BK	15	3000K	1,500	100	∅195×18	∅175-∅180	30	695×320×250mm
N03E0-1363	Slim LED Downlight 15W4000K(cutout175mm)BK	15	4000K	1,500	100	∅195×18	∅175-∅180	30	695×320×250mm
N03E0-1364	Slim LED Downlight 15W6500K(cutout175mm)BK	15	6500K	1,500	100	∅195×18	∅175-∅180	30	695×320×250mm
N03E0-1365	Slim LED Downlight 18W3000K(cutout205mm)BK	18	3000K	1,800	100	∅221×18	∅207-∅212	20	530×330×270mm
N03E0-1366	Slim LED Downlight 18W4000K(cutout205mm)BK	18	4000K	1,800	100	∅221×18	∅207-∅212	20	530×330×270mm
N03E0-1367	Slim LED Downlight 18W6500K(cutout205mm)BK	18	6500K	1,800	100	∅221×18	∅207-∅212	20	530×330×270mm
N03E0-1368	Slim LED Downlight 24W3000K(cutout280mm)BK	24	3000K	2,200	90	∅297×18	∅284-∅289	20	680×450×350mm
N03E0-1369	Slim LED Downlight 24W4000K(cutout280mm)BK	24	4000K	2,200	90	∅297×18	∅284-∅289	20	680×450×350mm
N03E0-1370	Slim LED Downlight 24W6500K(cutout280mm)BK	24	6500K	2,200	90	∅297×18	∅284-∅289	20	680×450×350mm
N03E0-1371	Slim LED Downlight 30W3000K(cutout280mm)BK	30	3000K	2,700	90	∅297×18	∅284-∅289	20	680×450×350mm
N03E0-1372	Slim LED Downlight 30W4000K(cutout280mm)BK	30	4000K	2,700	90	∅297×18	∅284-∅289	20	680×450×350mm
N03E0-1373	Slim LED Downlight 30W6500K(cutout280mm)BK	30	6500K	2,700	90	∅297×18	∅284-∅289	20	680×450×350mm
N03E0-1374	Slim LED Square Downlight 3W3000K(cutout68mm)BK	3	3000K	195	65	85×85×20	□73-□78	100	575×375×260mm
N03E0-1375	Slim LED Square Downlight 3W4000K(cutout68mm)BK	3	4000K	195	65	85×85×20	□73-□78	100	575×375×260mm
N03E0-1376	Slim LED Square Downlight 3W6500K(cutout68mm)BK	3	6500K	195	65	85×85×20	□73-□78	100	575×375×260mm
N03E0-1377	Slim LED Square Downlight 6W3000K(cutout105mm)BK	6	3000K	450	75	118×118×20	□105-□110	60	470×380×330mm
N03E0-1378	Slim LED Square Downlight 6W4000K(cutout105mm)BK	6	4000K	450	75	118×118×20	□105-□110	60	470×380×330mm
N03E0-1379	Slim LED Square Downlight 6W6500K(cutout105mm)BK	6	6500K	450	75	118×118×20	□105-□110	60	470×380×330mm
N03E0-1380	Slim LED Square Downlight 9W3000K(cutout130mm)BK	9	3000K	900	100	147×147×20	□135-□140	40	390×330×390mm
N03E0-1381	Slim LED Square Downlight 9W4000K(cutout130mm)BK	9	4000K	900	100	147×147×20	□135-□140	40	390×330×390mm
N03E0-1382	Slim LED Square Downlight 9W6500K(cutout130mm)BK	9	6500K	900	100	147×147×20	□135-□140	40	390×330×390mm
N03E0-1383	Slim LED Square Downlight 12W3000K(cutout150mm)BK	12	3000K	1,200	100	167×167×20	□153-□158	30	635×330×225mm
N03E0-1384	Slim LED Square Downlight 12W4000K(cutout150mm)BK	12	4000K	1,200	100	167×167×20	□153-□158	30	635×330×225mm
N03E0-1385	Slim LED Square Downlight 12W6500K(cutout150mm)BK	12	6500K	1,200	100	167×167×20	□153-□158	30	635×330×225mm
N03E0-1386	Slim LED Square Downlight 18W3000K(cutout200mm)BK	18	3000K	1,800	100	220×220×20	□205-□210	20	530×330×270mm
N03E0-1387	Slim LED Square Downlight 18W4000K(cutout200mm)BK	18	4000K	1,800	100	220×220×20	□205-□210	20	530×330×270mm
N03E0-1388	Slim LED Square Downlight 18W6500K(cutout200mm)BK	18	6500K	1,800	100	220×220×20	□205-□210	20	530×330×270mm
N03E0-1389	Slim LED Square Downlight 24W3000K(cutout280mm)BK	24	3000K	2,200	90	292×292×20	□278-□283	20	680×450×350mm
N03E0-1390	Slim LED Square Downlight 24W4000K(cutout280mm)BK	24	4000K	2,200	90	292×292×20	□278-□283	20	680×450×350mm
N03E0-1391	Slim LED Square Downlight 24W6500K(cutout280mm)BK	24	6500K	2,200	90	292×292×20	□278-□283	20	680×450×350mm

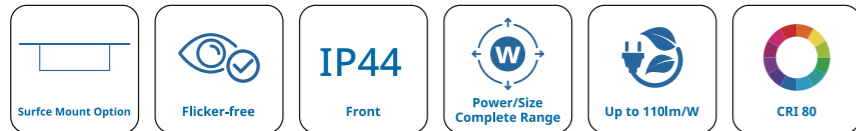
Dimensional Drawing:



CD20 LED Downlight



Features



Optional



Specification

Crystalline plate reduces glare	Input voltage 220-240V ~ 50/60Hz	PF 0.5	CRI 80	Beam Angle 110°	Install Recessed	IP 20	Lifetime 30000h
---------------------------------	-------------------------------------	-----------	-----------	--------------------	---------------------	----------	--------------------

Order Code	Description	Power	Color temperature	Luminous flux (lm)	Luminous efficacy (lm/W)	Product Size (D×W mm)	Cutout (mm)	Pcs/Carton	Carton size (L*W*H mm)
N03E0-1226	CD20 LED Downlight Anti-glare 3W R70 3000K	3W	3000K	230lm	80lm/w	ø90×35	ø68-75	48	300×205×210
N03E0-1227	CD20 LED Downlight Anti-glare 3W R70 4000K	3W	4000K	250lm	85lm/w	ø90×35	ø68-75	48	300×205×210
N03E0-1228	CD20 LED Downlight Anti-glare 3W R70 6500K	3W	6500K	250lm	85lm/w	ø90×35	ø68-75	48	300×205×210
N03E0-1229	CD20 LED Downlight Anti-glare 5W R70 3000K	5W	3000K	430lm	85lm/w	ø90×35	ø68-75	48	300×205×210
N03E0-1230	CD20 LED Downlight Anti-glare 5W R70 4000K	5W	4000K	450lm	90lm/w	ø90×35	ø68-75	48	300×205×210
N03E0-1231	CD20 LED Downlight Anti-glare 5W R70 6500K	5W	6500K	450lm	90lm/w	ø90×35	ø68-75	48	300×205×210
N03E0-1232	CD20 LED Downlight Anti-glare 7W R70 3000K	7W	3000K	550lm	80lm/w	ø90×35	ø68-75	48	300×205×210
N03E0-1233	CD20 LED Downlight Anti-glare 7W R70 4000K	7W	4000K	600lm	85lm/w	ø90×35	ø68-75	48	300×205×210
N03E0-1234	CD20 LED Downlight Anti-glare 7W R70 6500K	7W	6500K	600lm	85lm/w	ø90×35	ø68-75	48	300×205×210
N03E0-1235	CD20 LED Downlight Anti-glare 9W R100 3000K	9W	3000K	855lm	95lm/w	ø120×35	ø100-110	48	390×350×270
N03E0-1236	CD20 LED Downlight Anti-glare 9W R100 4000K	9W	4000K	900lm	100lm/w	ø120×35	ø100-110	48	390×350×270
N03E0-1237	CD20 LED Downlight Anti-glare 9W R100 6500K	9W	6500K	900lm	100lm/w	ø120×35	ø100-110	48	390×350×270
N03E0-1238	CD20 LED Downlight Anti-glare 12W R125 3000K	12W	3000K	1100lm	90lm/w	ø140×35	ø125-135	24	475×350×175
N03E0-1239	CD20 LED Downlight Anti-glare 12W R125 4000K	12W	4000K	1200lm	100lm/w	ø140×35	ø125-135	24	475×350×175
N03E0-1240	CD20 LED Downlight Anti-glare 12W R125 6500K	12W	6500K	1200lm	100lm/w	ø140×35	ø125-135	24	475×350×175
N03E0-1241	CD20 LED Downlight Anti-glare 16W R150 3000K	16W	3000K	1600lm	100lm/w	ø176×35	ø150-160	24	560×350×200
N03E0-1242	CD20 LED Downlight Anti-glare 16W R150 4000K	16W	4000K	1700lm	105lm/w	ø176×35	ø150-160	24	560×350×200
N03E0-1243	CD20 LED Downlight Anti-glare 16W R150 6500K	16W	6500K	1700lm	105lm/w	ø176×35	ø150-160	24	560×350×200
N03E0-1244	CD20 LED Downlight Anti-glare 20W R190 3000K	20W	3000K	2100lm	105lm/w	ø218×35	ø190-200	12	465×265×245
N03E0-1245	CD20 LED Downlight Anti-glare 20W R190 4000K	20W	4000K	2500lm	125lm/w	ø218×35	ø190-200	12	465×265×245

Certification



Order Code	Description	Power	Color temperature	Luminous flux (lm)	Luminous efficacy (lm/W)	Product Size (D×W mm)	Cutout (mm)	Pcs/Carton	Carton size (L*W*H mm)
N03E0-1246	CD20 LED Downlight Anti-glare 20W R190 6500K	20W	6500K	2500lm	125lm/w	ø218×35	ø190-200	12	465×265×245
N03E0-1247	CD20 LED Downlight Anti-glare 24W R190 3000K	24W	3000K	2400lm	100lm/w	ø218×35	ø190-200	12	465×265×245
N03E0-1248	CD20 LED Downlight Anti-glare 24W R190 4000K	24W	4000K	2700lm	110lm/w	ø218×35	ø190-200	12	465×265×245
N03E0-1249	CD20 LED Downlight Anti-glare 24W R190 6500K	24W	6500K	2700lm	110lm/w	ø218×35	ø190-200	12	465×265×245
N03E0-1274	CD20 LED Surface mounted Downlight 14W 3000K	14W	3000K	1425lm	102lm/w	ø170.5×45	-	24	540×430×200
N03E0-1275	CD20 LED Surface mounted Downlight 14W 4000K	14W	4000K	1485lm	106lm/w	ø170.5×45	-	24	540×430×200
N03E0-1276	CD20 LED Surface mounted Downlight 14W 6500K	14W	6500K	1485lm	106lm/w	ø170.5×45	-	24	540×430×200
N03E0-1277	CD20 LED Surface mounted Downlight 23W 3000K	23W	3000K	2500lm	109lm/w	ø220.5×45	-	12	465×325×255
N03E0-1278	CD20 LED Surface mounted Downlight 23W 4000K	23W	4000K	2625lm	114lm/w	ø220.5×45	-	12	465×325×255
N03E0-1279	CD20 LED Surface mounted Downlight 23W 6500K	23W	6500K	2625lm	114lm/w	ø220.5×45	-	12	465×325×255



CD20A

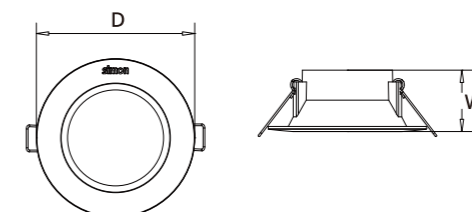
Order Code	Description	Power	Color	Luminous	Luminous	Luminous	Cutout (mm)	Carton size	
N03E0-1511	CD20A LED Downlight 9W R125 3000K HPF	9W	3000K	850lm	95lm/W	Φ148×35	Φ125~135	124	540×430×200
N03E0-1512	CD20A LED Downlight 9W R125 4000K HPF	9W	4000K	900lm	100lm/W	Φ148×35	Φ125~135	24	540×430×200
N03E0-1513	CD20A LED Downlight 9W R125 6500K HPF	9W	6500K	900lm	100lm/W	Φ148×35	Φ125~135	24	540×430×200
N03E0-1514	CD20A LED Downlight 14W R150 3000K HPF	14W	3000K	1350lm	95lm/W	Φ166×35	Φ150~160	24	540×430×200
N03E0-1515	CD20A LED Downlight 14W R150 4000K HPF	14W	4000K	1400lm	100lm/W	Φ166×35	Φ150~160	24	540×430×200
N03E0-1516	CD20A LED Downlight 14W R150 6500K HPF	14W	6500K	1400lm	100lm/W	Φ166×35	Φ150~160	24	540×430×200
N03E0-1517	CD20A LED Downlight 23W R200 3000K HPF	23W	3000K	2300lm	95lm/W	Φ218×35	Φ190~200	12	465×325×250
N03E0-1518	CD20A LED Downlight 23W R200 4000K HPF	23W	4000K	2420lm	105lm/W	Φ218×35	Φ190~200	12	465×325×250
N03E0-1519	CD20A LED Downlight 23W R200 6500K HPF	23W	6500K	2420lm	105lm/W	Φ218×35	Φ190~200	12	465×325×250

SASO Specification



Order Code	Description	Power	Color temperature	Luminous flux (lm)	Luminous efficacy (lm/W)	Product Size (D×W mm)	Cutout (mm)	Pcs/Carto	Carton size (L*W*H mm)
N03E0-1145	CD20 LED Downlight 5W3000Kø(68-75)	5W	3000K	370lm	74lm/w	ø90×35	ø68-75	48	350×300×210
N03E0-1146	CD20 LED Downlight 5W4000Kø(68-75)	5W	4000K	390lm	78lm/w	ø90×35	ø68-75	48	350×300×210
N03E0-1147	CD20 LED Downlight 5W6500Kø(68-75)	5W	6500K	390lm	78lm/w	ø90×35	ø68-75	48	350×300×210
N03E0-1166	CD20 LED Downlight 7W3000Kø(68-75)	7W	3000K	490lm	70lm/w	ø90×35	ø68-75	48	350×300×210
N03E0-1167	CD20 LED Downlight 7W4000Kø(68-75)	7W	4000K	515lm	74lm/w	ø90×35	ø68-75	48	350×300×210
N03E0-1168	CD20 LED Downlight 7W6500Kø(68-75)	7W	6500K	515lm	74lm/w	ø90×35	ø68-75	48	350×300×210
N03E0-1148	CD20 LED Downlight 7W3000Kø(85-100)	7W	3000K	615lm	88lm/w	ø110×35	ø85-100	48	390×350×270
N03E0-1149	CD20 LED Downlight 7W4000Kø(85-100)	7W	4000K	630lm	90lm/w	ø110×35	ø85-100	48	390×350×270
N03E0-1150	CD20 LED Downlight 7W6500Kø(85-100)	7W	6500K	630lm	90lm/w	ø110×35	ø85-100	48	390×350×270
N03E0-1151	CD20 LED Downlight 14W3000ø(140-155)	14W	3000K	1200lm	86lm/w	ø166×35	ø140-155	24	560×350×200
N03E0-1152	CD20 LED Downlight 14W4000ø(140-155)	14W	4000K	1285lm	92lm/w	ø166×35	ø140-155	24	560×350×200
N03E0-1153	CD20 LED Downlight 14W6500ø(140-155)	14W	6500K	1285lm	92lm/w	ø166×35	ø140-155	24	560×350×200
N03E0-1154	CD20 LED Downlight 23W3000ø(190-200)	23W	3000K	2500lm	109lm/w	ø218×35	ø190-200	12	465×265×245
N03E0-1155	CD20 LED Downlight 23W4000ø(190-200)	23W	4000K	2625lm	114lm/w	ø218×35	ø190-200	12	465×265×245
N03E0-1156	CD20 LED Downlight 23W6500ø(190-200)	23W	6500K	2625lm	114lm/w	ø218×35	ø190-200	12	465×265×245

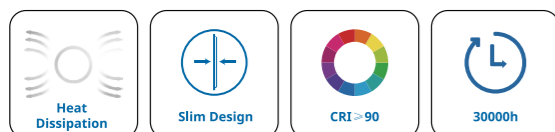
Dimensional Drawing:



CD26H



Features



Certification

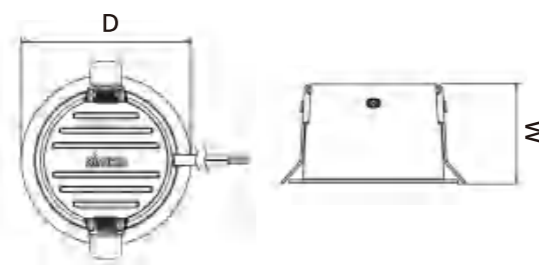


Specification

220-240V ~ 50/60Hz	PF 0.5	Build-in Driver	CRI 90	IP20 IP	<5 SDCM	Die-cast Aluminum	Lifetime 30000h
--------------------------	-----------	--------------------	-----------	------------	------------	----------------------	--------------------

Order Code	Description	Power	Color temperature	Luminous flux (lm)	Luminous efficacy (lm/W)	Product Size (D×W mm)	Cutout (mm)	Pcs/Carton	Carton size (L*W*H mm)
N0324-1035	CD26H LED Downlight 7W R75 3000K W/O Reflector	7W	3000K	590lm	85lm/w	φ85×50	φ75	60	520×420×220
N0324-1036	CD26H LED Downlight 7W R75 4000K W/O Reflector	7W	4000K	625lm	90lm/w	φ85×50	φ75	60	520×420×220
N0324-1037	CD26H LED Downlight 7W R75 5700K W/O Reflector	7W	5700K	640lm	90lm/w	φ85×50	φ75	60	520×420×220
N0324-1038	CD26H LED Downlight 7W R75 3000K BK Reflector	7W	3000K	480lm	70lm/w	φ85×50	φ75	60	520×420×220
N0324-1039	CD26H LED Downlight 7W R75 4000K BK Reflector	7W	4000K	500lm	70lm/w	φ85×50	φ75	60	520×420×220
N0324-1040	CD26H LED Downlight 7W R75 5700K BK Reflector	7W	5700K	515lm	75lm/w	φ85×50	φ75	60	520×420×220
N0324-1047	CD26H LED Downlight 7W R75 3000K WH Reflector	7W	3000K	480lm	70lm/w	φ85×50	φ75	60	520×420×220
N0324-1048	CD26H LED Downlight 7W R75 4000K WH Reflector	7W	4000K	500lm	70lm/w	φ85×50	φ75	60	520×420×220
N0324-1049	CD26H LED Downlight 7W R75 5700K WH Reflector	7W	5700K	515lm	75lm/w	φ85×50	φ75	60	520×420×220
N0324-1041	CD26H LED Downlight 9W R75 3000K W/O Reflector	9W	3000K	760lm	85lm/w	φ85×50	φ75	60	520×420×220
N0324-1042	CD26H LED Downlight 9W R75 4000K W/O Reflector	9W	4000K	805lm	90lm/w	φ85×50	φ75	60	520×420×220
N0324-1043	CD26H LED Downlight 9W R75 5700K W/O Reflector	9W	5700K	825lm	90lm/w	φ85×50	φ75	60	520×420×220
N0324-1044	CD26H LED Downlight 9W R75 3000K BK Reflector	9W	3000K	615lm	70lm/w	φ85×50	φ75	60	520×420×220
N0324-1045	CD26H LED Downlight 9W R75 4000K BK Reflector	9W	4000K	645lm	70lm/w	φ85×50	φ75	60	520×420×220
N0324-1046	CD26H LED Downlight 9W R75 5700K BK Reflector	9W	5700K	665lm	75lm/w	φ85×50	φ75	60	520×420×220
N0324-1050	CD26H LED Downlight 9W R75 3000K WH Reflector	9W	3000K	615lm	70lm/w	φ85×50	φ75	60	520×420×220
N0324-1051	CD26H LED Downlight 9W R75 4000K WH Reflector	9W	4000K	645lm	70lm/w	φ85×50	φ75	60	520×420×220
N0324-1052	CD26H LED Downlight 9W R75 5700K WH Reflector	9W	5700K	665lm	75lm/w	φ85×50	φ75	60	520×420×220

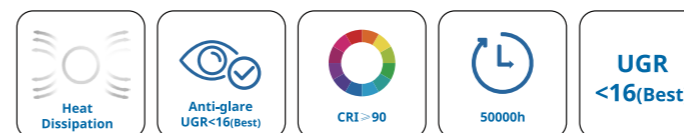
Dimensional Drawing:



CD30H/CD30S



Features



Certification



Optional

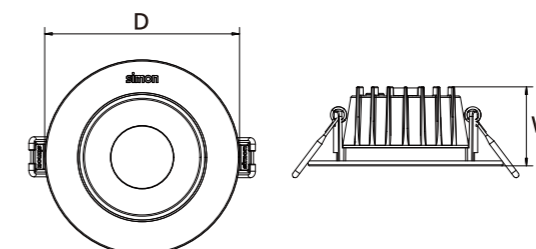


Specification


Input voltage 220-240V ~ 50/60Hz	PF 0.5	CRI 90	30° Shield angle	Beam Angle 55°	UGR <16(Best)	Install Recessed	IP 20	Lifetime 50000h
-------------------------------------	-----------	-----------	---------------------	-------------------	------------------	---------------------	----------	--------------------

Order Code	Description	Power	Color temperature	Luminous flux (lm)	Luminous efficacy (lm/W)	Product Size (D×W mm)	Cutout (mm)	Pcs/Carton	Carton size (L*W*H mm)
N0324-1017	CD30H LED Downlight 5W3000K R75	5W	3000K	400lm	80lm/w	Ø83*48.5	Ø75	48	395×300×240
N0324-1019	CD30H LED Downlight 5W4000K R75	5W	4000K	400lm	80lm/w	Ø83*48.5	Ø75	48	395×300×240
N0324-1020	CD30H LED Downlight 7W3000K R75	7W	3000K	525lm	75lm/w	Ø83*48.5	Ø75	48	395×300×240
N0324-1022	CD30H LED Downlight 7W4000K R75	7W	4000K	525lm	75lm/w	Ø83*48.5	Ø75	48	395×300×240
N0324-1023	CD30H LED Downlight 5W3000K R75 IP43	5W	3000K	400lm	80lm/w	Ø83*48.5	Ø75	48	395×300×240
N0324-1025	CD30H LED Downlight 5W4000K R75 IP43	5W	4000K	400lm	80lm/w	Ø83*48.5	Ø75	48	395×300×240
N0324-0615	CD30S LED Downlight 9W3000K R90	9W	3000K	810lm	90lm/w	Ø105×48	Ø90	48	555×420×480
N0324-0616	CD30S LED Downlight 9W4000K R90	9W	4000K	855lm	95lm/w	Ø105×48	Ø90	48	555×420×480
N0324-0627	CD30S LED Downlight 12W3000K R90	12W	3000K	1140lm	95lm/w	Ø105×59	Ø90	48	555×420×480
N0324-0629	CD30S LED Downlight 12W4000K R90	12W	4000K	1140lm	95lm/w	Ø105×59	Ø90	48	555×420×480
N0324-0633	CD30S LED Downlight 15W3000K R90	15W	3000K	1275lm	85lm/w	Ø105×59	Ø90	48	555×420×480
N0324-0635	CD30S LED Downlight 15W4000K R90	15W	4000K	1275lm	85lm/w	Ø105×59	Ø90	48	555×420×480
N0324-0617	CD30S LED Downlight 20W3000K R125	20W	3000K	1800lm	90lm/w	Ø140×91	Ø125	12	510×345×280
N0324-0618	CD30S LED Downlight 20W4000K R125	20W	4000K	1900lm	95lm/w	Ø140×91	Ø125	12	510×345×280
N0324-0940	CD30S LED Downlight 20W5700K R125	20W	5700K	1900lm	95lm/w	Ø140×91	Ø125	12	510×345×280

Dimensional Drawing:



CFD32A LED Downlight



Features



Optional



Certification



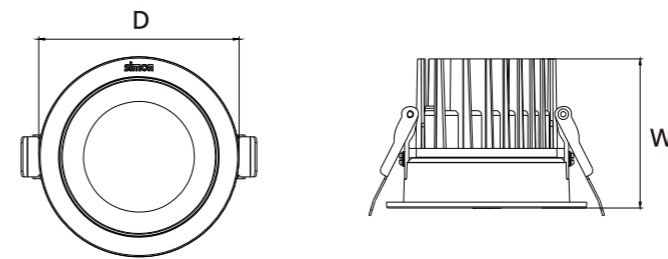
Specification



Order Code	Description	Power	Color temperature	Luminous flux (lm)	Luminous efficacy (lm/W)	Product Size (D×W mm)	Cutout (mm)	Pcs/Carton	Carton size (L*W*H mm)
N03E0-1497	CFD32A LED Downlight 7W R75 3000K	7W	3000K	700lm	100lm/w	Φ85×63	Φ75-Φ80	48	455×345×440
N03E0-1498	CFD32A LED Downlight 7W R75 4000K	7W	4000K	750lm	105lm/w	Φ85×63	Φ75-Φ80	48	455×345×440
N03E0-1499	CFD32A LED Downlight 7W R75 6500K	7W	6500K	750lm	105lm/w	Φ85×63	Φ75-Φ80	48	455×345×440
N03E0-1416	CFD32A LED Downlight 9W R75 3000K	9W	3000K	900lm	100lm/w	Φ85×63	Φ75-Φ80	48	455×345×440
N03E0-1417	CFD32A LED Downlight 9W R75 4000K	9W	4000K	950lm	105lm/w	Φ85×63	Φ75-Φ80	48	455×345×440
N03E0-1418	CFD32A LED Downlight 9W R75 6500K	9W	6500K	950lm	105lm/w	Φ85×63	Φ75-Φ80	48	455×345×440
N03E0-1500	CFD32A LED Downlight 12W R100 3000K	12W	3000K	1200lm	100lm/w	Φ110×71	Φ100-Φ105	48	555×420×480
N03E0-1501	CFD32A LED Downlight 12W R100 4000K	12W	4000K	1300lm	105lm/w	Φ110×71	Φ100-Φ105	48	555×420×480
N03E0-1502	CFD32A LED Downlight 12W R100 6500K	12W	6500K	1300lm	105lm/w	Φ110×71	Φ100-Φ105	48	555×420×480
N03E0-1419	CFD32A LED Downlight 15W R100 3000K	15W	3000K	1500lm	100lm/w	Φ110×71	Φ100-Φ105	48	555×420×480
N03E0-1420	CFD32A LED Downlight 15W R100 4000K	15W	4000K	1600lm	105lm/w	Φ110×71	Φ100-Φ105	48	555×420×480
N03E0-1421	CFD32A LED Downlight 15W R100 6500K	15W	6500K	1600lm	105lm/w	Φ110×71	Φ100-Φ105	48	555×420×480
N03E0-1503	CFD32A LED Downlight 20W R125 3000K	20W	3000K	2200lm	110lm/w	Φ139×80	Φ125-Φ135	12	510×345×280
N03E0-1504	CFD32A LED Downlight 20W R125 4000K	20W	4000K	2300lm	115lm/w	Φ139×80	Φ125-Φ135	12	510×345×280
N03E0-1505	CFD32A LED Downlight 20W R125 6500K	20W	6500K	2300lm	115lm/w	Φ139×80	Φ125-Φ135	12	510×345×280

Order Code	Description	Power	Color temperature	Luminous flux (lm)	Luminous efficacy (lm/W)	Product Size (D×W mm)	Cutout (mm)	Pcs/Carton	Carton size (L*W*H mm)
N03E0-1422	CFD32A LED Downlight 24W R125 3000K	24W	3000K	2640lm	110lm/w	Φ139×80	Φ125-Φ135	12	510×345×280
N03E0-1423	CFD32A LED Downlight 24W R125 4000K	24W	4000K	2700lm	115lm/w	Φ139×80	Φ125-Φ135	12	510×345×280
N03E0-1424	CFD32A LED Downlight 24W R125 6500K	24W	6500K	2700lm	115lm/w	Φ139×80	Φ125-Φ135	12	510×345×280
N03E0-1506	CFD32A LED Downlight 30W R150 3000K	30W	3000K	3600lm	120lm/w	Φ164×96	Φ150-Φ160	12	585×395×320
N03E0-1507	CFD32A LED Downlight 30W R150 4000K	30W	4000K	3750lm	125lm/w	Φ164×96	Φ150-Φ160	12	585×395×320
N03E0-1508	CFD32A LED Downlight 30W R150 6500K	30W	6500K	3750lm	125lm/w	Φ164×96	Φ150-Φ160	12	585×395×320
N03E0-1425	CFD32A LED Downlight 35W R150 3000K	35W	3000K	4200lm	120lm/w	Φ164×96	Φ150-Φ160	12	585×395×320
N03E0-1426	CFD32A LED Downlight 35W R150 4000K	35W	4000K	4400lm	125lm/w	Φ164×96	Φ150-Φ160	12	585×395×320
N03E0-1427	CFD32A LED Downlight 35W R150 6500K	35W	6500K	4400lm	125lm/w	Φ164×96	Φ150-Φ160	12	585×395×320
N03E0-1428	CFD32A LED Downlight 40W R200 3000K	40W	3000K	4700lm	120lm/w	Φ220×116	Φ190-Φ200	6	465×240×410
N03E0-1429	CFD32A LED Downlight 40W R200 4000K	40W	4000K	4800lm	120lm/w	Φ220×116	Φ190-Φ200	6	465×240×410
N03E0-1430	CFD32A LED Downlight 40W R200 6500K	40W	6500K	4800lm	120lm/w	Φ220×116	Φ190-Φ200	6	465×240×410


Dimensional Drawing:



CD33 LED Downlight



Features



Certification



Optional



Specification



Order Code	Description	Power	Color temperature	Luminous efficacy (lm/W)	Luminous flux (lm)	Product Size (D×W mm)	Cutout (mm)	Pcs/Carton	Carton size (L*W*H mm)
N03E0-1550	CD33 Downlight 10W R100 3000K/4000K/5700K with diffuser	3000K-4000K-5700K	3000K-4000K-5700K	1000-1100-1050	100-110-105	Φ114*66	Φ90-Φ102	64	305×275×240
N03E0-1551	CD33 Downlight 20W R150 3000K/4000K/5700K with diffuser	3000K-4000K-5700K	3000K-4000K-5700K	2100-2400-2300	105-120-115	Φ174*87	Φ145-Φ155	64	305×275×240
N03E0-1552	CD33 Downlight 28W R175 3000K/4000K/5700K with diffuser	3000K-4000K-5700K	3000K-4000K-5700K	2800-3220-2940	100-115-105	Φ200*97	Φ165-Φ180	64	305×275×240
N03E0-1553	CD33 Downlight 28W R200 3000K/4000K/5700K with diffuser	3000K-4000K-5700K	3000K-4000K-5700K	2800-3220-3080	100-115-110	Φ232*110	Φ195-Φ210	64	305×275×240
N03E0-1554	CD33 Downlight 35W R200 3000K/4000K/5700K with diffuser	3000K-4000K-5700K	3000K-4000K-5700K	3500-4025-3850	100-115-110	Φ232*110	Φ195-Φ210	64	305×275×240
N03E0-1555	CD33 Downlight 40W R250 3000K/4000K/5700K with diffuser	3000K-4000K-5700K	3000K-4000K-5700K	4200-4800-4400	105-120-110	Φ280*130	Φ240-Φ255	64	305×275×240
N03E0-1556	CD33 Downlight 50W R250 3000K/4000K/5700K with diffuser	3000K-4000K-5700K	3000K-4000K-5700K	5000-5750-5250	100-115-105	Φ280*130	Φ240-Φ255	64	305×275×240
N03E0-1543	CD33 Downlight 10W R100 3000K/4000K/5700K with lens	3000K-4000K-5700K	3000K-4000K-5700K	850-950-900	85-95-90	Φ114*66	Φ90-Φ102	64	305×275×240
N03E0-1544	CD33 Downlight 20W R150 3000K/4000K/5700K with lens	3000K-4000K-5700K	3000K-4000K-5700K	1700-1900-1800	85-95-90	Φ174*87	Φ145-Φ155	64	305×275×240
N03E0-1545	CD33 Downlight 28W R175 3000K/4000K/5700K with lens	3000K-4000K-5700K	3000K-4000K-5700K	2380-2800-2520	85-100-90	Φ200*97	Φ165-Φ180	64	305×275×240
N03E0-1546	CD33 Downlight 28W R200 3000K/4000K/5700K with lens	3000K-4000K-5700K	3000K-4000K-5700K	2380-2660-2520	85-95-90	Φ232*110	Φ195-Φ210	64	305×275×240
N03E0-1547	CD33 Downlight 35W R200 3000K/4000K/5700K with lens	3000K-4000K-5700K	3000K-4000K-5700K	2975-3325-3150	85-95-90	Φ232*110	Φ195-Φ210	64	305×275×240
N03E0-1548	CD33 Downlight 40W R250 3000K/4000K/5700K with lens	3000K-4000K-5700K	3000K-4000K-5700K	3600-4000-3800	90-100-95	Φ280*130	Φ240-Φ255	64	305×275×240
N03E0-1549	CD33 Downlight 50W R250 3000K/4000K/5700K with lens	3000K-4000K-5700K	3000K-4000K-5700K	4250-4750-4500	85-95-90	Φ280*130	Φ240-Φ255	64	305×275×240

Accessory

Order Code	Description	Product Size (W×T mm)
N66E0-1458	CD33 Round PC Frame BK for R100	Φ114*5.7
N66E0-1459	CD33 Round PC Frame BK for R150	Φ174*6.3
N66E0-1460	CD33 Round PC Frame BK for R175	Φ200*6.3
N66E0-1461	CD33 Round PC Frame BK for R200	Φ232*6.5
N66E0-1462	CD33 Round PC Frame BK for R250	Φ280*6.8
N66E0-1453	CD33 Square PC Frame WH for R100	114*114*5.7
N66E0-1454	CD33 Square PC Frame WH for R150	174*174*6.3
N66E0-1455	CD33 Square PC Frame WH for R175	200*200*6.3
N66E0-1456	CD33 Square PC Frame WH for R200	232*232*6.5
N66E0-1457	CD33 Square PC Frame WH for R250	280*280*6.8
N66E0-1464	CD33 Square PC Frame BK for R150	174*174*6.3
N66E0-1465	CD33 Square PC Frame BK for R175	200*200*6.3
N66E0-1463	CD33 Square PC Frame BK for R100	114*114*5.7
N66E0-1467	CD33 Square PC Frame BK for R250	280*280*6.8
N66E0-1466	CD33 Square PC Frame BK for R200	232*232*6.5
N66E0-1468	CD33 Round PC Frame WH with Glass Cover for R100	Φ114*22
N66E0-1469	CD33 Round PC Frame WH with Glass Cover for R150	Φ174*25
N66E0-1470	CD33 Round PC Frame WH with Glass Cover for R175	Φ200*25.7
N66E0-1471	CD33 Round PC Frame WH with Glass Cover for R200	Φ232*28
N66E0-1472	CD33 Round PC Frame WH with Glass Cover for R250	Φ280*29.5
N66E0-1473	CD33 Round PC Frame BK with Glass Cover for R100	Φ114*22
N66E0-1474	CD33 Round PC Frame BK with Glass Cover for R150	Φ174*25
N66E0-1475	CD33 Round PC Frame BK with Glass Cover for R175	Φ200*25.7
N66E0-1476	CD33 Round PC Frame BK with Glass Cover for R200	Φ232*28
N66E0-1477	CD33 Round PC Frame BK with Glass Cover for R250	Φ280*29.5
N66E0-1478	CD33 Round Steel Surface Mount Housing WH for R175	Φ182*155
N66E0-1479	CD33 Round Steel Surface Mount Housing WH for R200	Φ240*180
N66E0-1480	CD33 Round Steel Surface Mount Housing BK for R175	Φ182*155
N66E0-1481	CD33 Round Steel Surface Mount Housing BK for R200	Φ240*180

Dimensional Drawing:



CU20 LED Downlight



Features



Optional

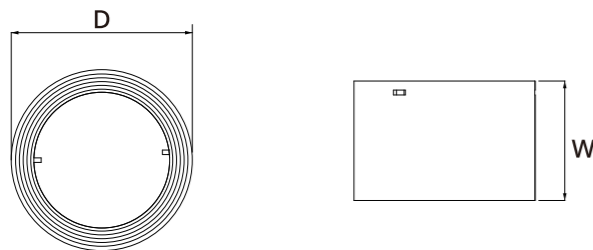


Specification


100° beam angle	220-240V ~ 50/60Hz	Surface Installation	CPI 90	Ra>90 CRI	<5 SDCM
--------------------	--------------------------	-------------------------	-----------	--------------	------------

Order Code	Description	Power	Color temperature	Luminous flux (lm)	Luminous efficacy (lm/W)	Product Size (D×W mm)	Pcs/Carton	Carton size (L*W*H mm)
N0324-0690	CU20 LED DL BK-RD Surf 9W 5700K Ra90	9W	5700K	770lm	85lm/W	Φ100×66	48	495×375×345
N0324-0691	CU20 LED DL WH-RD Surf 9W 4000K Ra90	9W	4000K	770lm	85lm/W	Φ100×66	48	495×375×345
N0324-0692	CU20 LED DL WH-RD Surf 9W 5700K Ra90	9W	5700K	770lm	85lm/W	Φ100×66	48	495×375×345
N0324-0689	CU20 LED DL BK-RD Surf 9W 4000K Ra90	9W	4000K	770lm	85lm/W	Φ100×66	48	495×375×345
N0324-0693	CU20 LED DL BK-RD Surf 12W 4000K Ra90	12W	4000K	1140lm	95lm/W	Φ120×80	36	435×435×425
N0324-0694	CU20 LED DL BK-RD Surf 12W 5700K Ra90	12W	5700K	1140lm	95lm/W	Φ120×80	36	435×435×425
N0324-0695	CU20 LED DL WH-RD Surf 12W 4000K Ra90	12W	4000K	1140lm	95lm/W	Φ120×80	36	435×435×425
N0324-0696	CU20 LED DL WH-RD Surf 12W 5700K Ra90	12W	5700K	1140lm	95lm/W	Φ120×80	36	435×435×425
N0324-0697	CU20 LED DL BK-RD Surf 20W 4000K Ra90	20W	4000K	1700lm	85lm/W	Φ170×100	18	590×395×415
N0324-0698	CU20 LED DL BK-RD Surf 20W 5700K Ra90	20W	5700K	1700lm	85lm/W	Φ170×100	18	590×395×415
N0324-0699	CU20 LED DL WH-RD Surf 20W 4000K Ra90	20W	4000K	1700lm	85lm/W	Φ170×100	18	590×395×415
N0324-0700	CU20 LED DL WH-RD Surf 20W 5700K Ra90	20W	5700K	1700lm	85lm/W	Φ170×100	18	590×395×415

Dimensional Drawing:



CU50A LED Downlight



Features



Optional



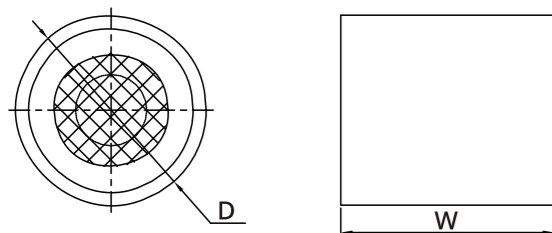
Specification

Beam Angle 55°	220-240V ~ 50/60Hz	Surface Installation	Ra>90 CRI	<5 SDCM
-------------------	--------------------------	-------------------------	--------------	------------

Order Code	Description	Power	Color temperature	Luminous flux (lm)	Luminous efficacy (lm/W)	Product Size (L*W*H mm)
N03E0-1693	CU50A LED WH-RD Surf 9W 4000K Ra90	9W	4000K	900lm	100lm/W	Φ80*90
N03E0-1694	CU50A LED WH-RD Surf 9W 6500K Ra90	9W	6500K	900lm	100lm/W	Φ80*90
N03E0-1696	CU50A LED WH-RD Surf 12W 4000K Ra90	12W	4000K	1200lm	100lm/W	Φ80*90
N03E0-1697	CU50A LED WH-RD Surf 12W 6500K Ra90	12W	6500K	1200lm	100lm/W	Φ80*90
N03E0-1699	CU50A LED WH-RD Surf 15W 4000K Ra90	15W	4000K	1500lm	100lm/W	Φ80*90
N03E0-1700	CU50A LED WH-RD Surf 15W 6500K Ra90	15W	6500K	1500lm	100lm/W	Φ80*90
N03E0-1702	CU50A LED WH-RD Surf 20W 4000K Ra90	20W	4000K	2000lm	100lm/W	Φ100*100
N03E0-1703	CU50A LED WH-RD Surf 20W 6500K Ra90	20W	6500K	2000lm	100lm/W	Φ100*100
N03E0-1705	CU50A LED WH-RD Surf 30W 4000K Ra90	30W	4000K	3000lm	100lm/W	Φ130*130
N03E0-1706	CU50A LED WH-RD Surf 30W 6500K Ra90	30W	6500K	3000lm	100lm/W	Φ130*130
N03E0-1708	CU50A LED WH-RD Surf 40W 4000K Ra90	40W	4000K	4000lm	100lm/W	Φ150*140
N03E0-1709	CU50A LED WH-RD Surf 40W 6500K Ra90	40W	6500K	4000lm	100lm/W	Φ150*140
N03E0-1711	CU50A LED WH-RD Surf 50W 4000K Ra90	50W	4000K	5000lm	100lm/W	Φ170*160
N03E0-1712	CU50A LED WH-RD Surf 50W 6500K Ra90	50W	6500K	5000lm	100lm/W	Φ170*160
N03E0-1714	CU50A LED WH-SQ Surf 9W 4000K Ra90	9W	4000K	900lm	100lm/W	80*80*83
N03E0-1715	CU50A LED WH-SQ Surf 9W 6500K Ra90	9W	6500K	900lm	100lm/W	80*80*83
N03E0-1717	CU50A LED WH-SQ Surf 12W 4000K Ra90	12W	4000K	1200lm	100lm/W	80*80*83
N03E0-1718	CU50A LED WH-SQ Surf 12W 6500K Ra90	12W	6500K	1200lm	100lm/W	80*80*83
N03E0-1720	CU50A LED WH-SQ Surf 15W 4000K Ra90	15W	4000K	1500lm	100lm/W	80*80*83
N03E0-1721	CU50A LED WH-SQ Surf 15W 6500K Ra90	15W	6500K	1500lm	100lm/W	80*80*83
N03E0-1723	CU50A LED WH-SQ Surf 20W 4000K Ra90	20W	4000K	2000lm	100lm/W	100*100*96

Order Code	Description	Power	Color temperature	Luminous flux (lm)	Luminous efficacy (lm/W)	Product Size (L*W*H mm)
N03E0-1724	CU50A LED WH-SQ Surf 20W 6500K Ra90	20W	6500K	2000lm	100lm/W	100*100*96
N03E0-1726	CU50A LED WH-SQ Surf 30W 4000K Ra90	30W	4000K	3000lm	100lm/W	130*130*121
N03E0-1727	CU50A LED WH-SQ Surf 30W 6500K Ra90	30W	6500K	3000lm	100lm/W	130*130*121
N03E0-1729	CU50A LED WH-SQ Surf 40W 4000K Ra90	40W	4000K	4000lm	100lm/W	150*150*136
N03E0-1730	CU50A LED WH-SQ Surf 40W 6500K Ra90	40W	6500K	4000lm	100lm/W	150*150*136
N03E0-1732	CU50A LED WH-SQ Surf 50W 4000K Ra90	50W	4000K	5000lm	100lm/W	170*170*156
N03E0-1733	CU50A LED WH-SQ Surf 50W 6500K Ra90	50W	6500K	5000lm	100lm/W	170*170*156
N03E0-1735	CU50A LED BK-RD Surf 9W 4000K Ra90	9W	4000K	900lm	100lm/W	Φ80*90
N03E0-1736	CU50A LED BK-RD Surf 9W 6500K Ra90	9W	6500K	900lm	100lm/W	Φ80*90
N03E0-1738	CU50A LED BK-RD Surf 12W 4000K Ra90	12W	4000K	1200lm	100lm/W	Φ80*90
N03E0-1739	CU50A LED BK-RD Surf 12W 6500K Ra90	12W	6500K	1200lm	100lm/W	Φ80*90
N03E0-1741	CU50A LED BK-RD Surf 15W 4000K Ra90	15W	4000K	1500lm	100lm/W	Φ80*90
N03E0-1742	CU50A LED BK-RD Surf 15W 6500K Ra90	15W	6500K	1500lm	100lm/W	Φ80*90
N03E0-1744	CU50A LED BK-RD Surf 20W 4000K Ra90	20W	4000K	2000lm	100lm/W	Φ100*100
N03E0-1745	CU50A LED BK-RD Surf 20W 6500K Ra90	20W	6500K	2000lm	100lm/W	Φ100*100
N03E0-1747	CU50A LED BK-RD Surf 30W 4000K Ra90	30W	4000K	3000lm	100lm/W	Φ130*130
N03E0-1748	CU50A LED BK-RD Surf 30W 6500K Ra90	30W	6500K	3000lm	100lm/W	Φ130*130
N03E0-1750	CU50A LED BK-RD Surf 40W 4000K Ra90	40W	4000K	4000lm	100lm/W	Φ150*140
N03E0-1751	CU50A LED BK-RD Surf 40W 6500K Ra90	40W	6500K	4000lm	100lm/W	Φ150*140
N03E0-1753	CU50A LED BK-RD Surf 50W 4000K Ra90	50W	4000K	5000lm	100lm/W	Φ170*160
N03E0-1754	CU50A LED BK-RD Surf 50W 6500K Ra90	50W	6500K	5000lm	100lm/W	Φ170*160
N03E0-1756	CU50A LED BK-SQ Surf 9W 4000K Ra90	9W	4000K	900lm	100lm/W	80*80*83
N03E0-1757	CU50A LED BK-SQ Surf 9W 6500K Ra90	9W	6500K	900lm	100lm/W	80*80*83
N03E0-1759	CU50A LED BK-SQ Surf 12W 4000K Ra90	12W	4000K	1200lm	100lm/W	80*80*83
N03E0-1760	CU50A LED BK-SQ Surf 12W 6500K Ra90	12W	6500K	1200lm	100lm/W	80*80*83
N03E0-1762	CU50A LED BK-SQ Surf 15W 4000K Ra90	15W	4000K	1500lm	100lm/W	80*80*83
N03E0-1763	CU50A LED BK-SQ Surf 15W 6500K Ra90	15W	6500K	1500lm	100lm/W	80*80*83
N03E0-1765	CU50A LED BK-SQ Surf 20W 4000K Ra90	20W	4000K	2000lm	100lm/W	100*100*96
N03E0-1766	CU50A LED BK-SQ Surf 20W 6500K Ra90	20W	6500K	2000lm	100lm/W	100*100*96
N03E0-1768	CU50A LED BK-SQ Surf 30W 4000K Ra90	30W	4000K	3000lm	100lm/W	130*130*121
N03E0-1769	CU50A LED BK-SQ Surf 30W 6500K Ra90	30W	6500K	3000lm	100lm/W	130*130*121
N03E0-1771	CU50A LED BK-SQ Surf 40W 4000K Ra90	40W	4000K	4000lm	100lm/W	150*150*136
N03E0-1772	CU50A LED BK-SQ Surf 40W 6500K Ra90	40W	6500K	4000lm	100lm/W	150*150*136
N03E0-1774	CU50A LED BK-SQ Surf 50W 4000K Ra90	50W	4000K	5000lm	100lm/W	170*170*156
N03E0-1775	CU50A LED BK-SQ Surf 50W 6500K Ra90	50W	6500K	5000lm	100lm/W	170*170*156

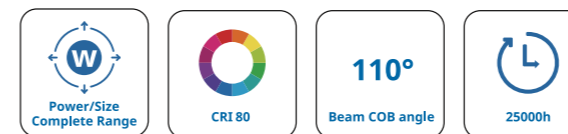
Dimensional Drawing:



CD17 LED COB Downlight



Features

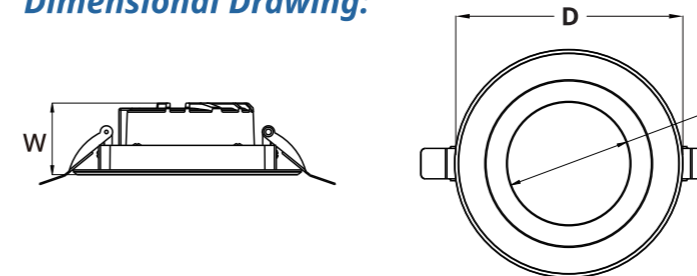


176-264V Working Voltage	PF 0.5/0.6	110° Beam angle	CRI ≥80	Lifetime 25000h
--------------------------------	---------------	--------------------	------------	--------------------

Specification


Order Code	Description	Power	Color temperature	Luminous flux (lm)	Luminous efficacy (lm/W)	Product Size (DxW mm)	Cutout (mm)	Pcs/Carton	Carton size (L*W*H mm)
N03E0-1683	CD17 COB LED Downlight 10W R100 3000K	10W	3000K	700lm	70lm/W	ø120×38	Φ100	coming soon	coming soon
N03E0-1684	CD17 COB LED Downlight 10W R100 4000K	10W	4000K	700lm	70lm/W	ø120×38	Φ100	coming soon	coming soon
N03E0-1685	CD17 COB LED Downlight 10W R100 5700K	10W	5700K	700lm	70lm/W	ø120×38	Φ100	coming soon	coming soon
N03E0-1686	CD17 COB LED Downlight 20W R140 3000K	20W	3000K	1400lm	70lm/W	ø170×40	Φ140	50	coming soon
N03E0-1687	CD17 COB LED Downlight 20W R140 4000K	20W	4000K	1400lm	70lm/W	ø170×40	Φ140	50	coming soon
N03E0-1688	CD17 COB LED Downlight 20W R140 5700K	20W	5700K	1400lm	70lm/W	ø170×40	Φ140	50	coming soon
N03E0-1689	CD17 COB LED Downlight 30W R200 3000K	30W	3000K	2100lm	70lm/W	ø226×52	Φ200	20	coming soon
N03E0-1690	CD17 COB LED Downlight 30W R200 4000K	30W	4000K	2100lm	70lm/W	ø226×52	Φ200	20	coming soon
N03E0-1691	CD17 COB LED Downlight 30W R200 5700K	30W	5700K	2100lm	70lm/W	ø226×52	Φ200	20	coming soon

Dimensional Drawing:

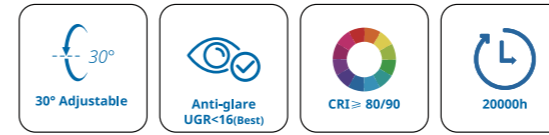




CP20 LED Anti-glare Spotlight



Features



Certification



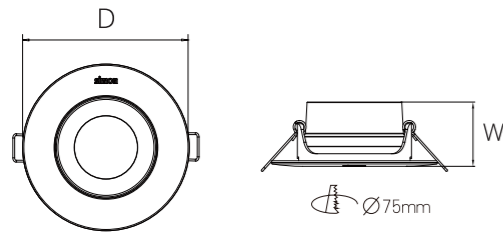
Specification

Input voltage	PF	CRI	Adjustable	Beam Angle	UGR	Install	IP	Lifetime
220-240V~50/60Hz	0.5	80/90	30°	25°	<16(Best)	Recessed	20	20000h

Order Code	Description	Power	Color temperature	Luminous flux (lm)	Luminous efficacy (lm/W)	Product Size (D×W mm)	Cutout (mm)	Pcs/ Carton	Carton size (L*W*H mm)
N04E0-0476	CP20 LED Spotlight 3W3000KRa80	3W	3000K	250lm	85lm/w	ø90×35	ø68-75	48	395×300×240
N04E0-0477	CP20 LED Spotlight 3W4000KRa80	3W	4000K	260lm	90lm/w	ø90×35	ø68-75	48	395×300×240
N04E0-0478	CP20 LED Spotlight 3W6500KRa80	3W	6500K	260lm	90lm/w	ø90×35	ø68-75	48	395×300×240
N04E0-0479	CP20 LED Spotlight 3W3000KRa90	3W	3000K	220lm	75lm/w	ø90×35	ø68-75	48	395×300×240
N04E0-0480	CP20 LED Spotlight 3W4000KRa90	3W	4000K	230lm	80lm/w	ø90×35	ø68-75	48	395×300×240
N04E0-0481	CP20 LED Spotlight 3W6500KRa90	3W	6500K	230lm	80lm/w	ø90×35	ø68-75	48	395×300×240
N04E0-0529	CP20 LED Spotlight 5W3000KRa80	5W	3000K	400lm	80lm/w	ø90×35	ø68-75	48	395×300×240
N04E0-0530	CP20 LED Spotlight 5W4000KRa80	5W	4000K	420lm	85lm/w	ø90×35	ø68-75	48	395×300×240
N04E0-0531	CP20 LED Spotlight 5W6500KRa80	5W	6500K	420lm	85lm/w	ø90×35	ø68-75	48	395×300×240
N04E0-0485	CP20 LED Spotlight 5W3000KRa90	5W	3000K	300lm	60lm/w	ø90×35	ø68-75	48	395×300×240
N04E0-0486	CP20 LED Spotlight 5W4000KRa90	5W	4000K	320lm	65lm/w	ø90×35	ø68-75	48	395×300×240
N04E0-0487	CP20 LED Spotlight 5W6500KRa90	5W	6500K	320lm	65lm/w	ø90×35	ø68-75	48	395×300×240
N04E0-0532	CP20 LED Spotlight 7W3000KRa80	7W	3000K	560lm	80lm/w	ø90×35	ø68-75	48	395×300×240
N04E0-0533	CP20 LED Spotlight 7W4000KRa80	7W	4000K	590lm	85lm/w	ø90×35	ø68-75	48	395×300×240
N04E0-0534	CP20 LED Spotlight 7W6500KRa80	7W	6500K	590lm	85lm/w	ø90×35	ø68-75	48	395×300×240
N04E0-0491	CP20 LED Spotlight 7W3000KRa90	7W	3000K	440lm	65lm/w	ø90×35	ø68-75	48	395×300×240
N04E0-0492	CP20 LED Spotlight 7W4000KRa90	7W	4000K	470lm	70lm/w	ø90×35	ø68-75	48	395×300×240
N04E0-0493	CP20 LED Spotlight 7W6500KRa90	7W	6500K	470lm	70lm/w	ø90×35	ø68-75	48	395×300×240
N04E0-0494	CP20 LED Spotlight 12W3000KRa90	12W	3000K	950lm	80lm/w	ø117×52	ø100-105	12	390×285×180
N04E0-0495	CP20 LED Spotlight 12W4000KRa90	12W	4000K	1000lm	85lm/w	ø117×52	ø100-105	12	390×285×180
N04E0-0496	CP20 LED Spotlight 12W6500KRa90	12W	6500K	1000lm	85lm/w	ø117×52	ø100-105	12	390×285×180

Simon | Spotlight

Dimensional Drawing:



Saudi Arabia Specification



Order Code	Description	Power	Color temperature	Luminous flux (lm)	Luminous efficacy (lm/W)	Product Size (D×W mm)	Cutout (mm)	Pcs/Carton	Carton size (L*W*H mm)
N04E0-0482	CP20 LED Spotlight 5W3000KR80Φ(68-75)	5W	3000K	400lm	80lm/w	ø90×35	ø68-75	48	395×300×240
N04E0-0483	CP20 LED Spotlight 5W4000KR80Φ(68-75)	5W	4000K	420lm	85lm/w	ø90×35	ø68-75	48	395×300×240
N04E0-0484	CP20 LED Spotlight 5W6500KR80Φ(68-75)	5W	6500K	420lm	85lm/w	ø90×35	ø68-75	48	395×300×240
N04E0-0488	CP20 LED Spotlight 7W3000KR80Φ(68-75)	7W	3000K	560lm	80lm/w	ø90×35	ø68-75	48	395×300×240
N04E0-0489	CP20 LED Spotlight 7W4000KR80Φ(68-75)	7W	4000K	590lm	85lm/w	ø90×35	ø68-75	48	395×300×240
N04E0-0490	CP20 LED Spotlight 7W6500KR80Φ(68-75)	7W	6500K	590lm	85lm/w	ø90×35	ø68-75	48	395×300×240



CP30H LED Spotlight



Features



Certification



Optional



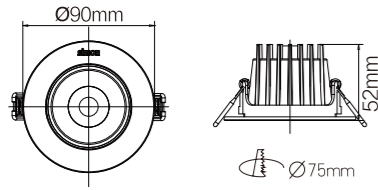
Specification

Input voltage	PF	CRI	Adjustable	Beam Angle	UGR	Install	IP	Lifetime
220-240V ~ 50/60Hz	0.5	80/90	30°	24°/36°/60°	13(Best)	Recessed	20/43	50000h

Order Code	Description	Power	Color temperature	Luminous flux (lm)	Luminous efficacy (lm/W)	Product Size (D×W mm)	Cutout (mm)	Pcs/Carton	Carton size (L*W*H mm)
N0424-4214	CP30H LED Downlight 5W3000K24° R75	5W	3000K	375lm	75lm/w	Ø83*52	Ø75	48	395×300×240
N0424-4216	CP30H LED Downlight 5W4000K24° R75	5W	4000K	400lm	80lm/w	Ø83*52	Ø75	48	395×300×240
N0424-4217	CP30H LED Downlight 5W3000K36° R75	5W	3000K	325lm	65lm/w	Ø83*52	Ø75	48	395×300×240
N0424-4219	CP30H LED Downlight 5W4000K36° R75	5W	4000K	325lm	65lm/w	Ø83*52	Ø75	48	395×300×240
N0424-4205	CP30H LED Downlight 7W3000K24° R75	7W	3000K	490lm	70lm/w	Ø83*52	Ø75	48	395×300×240
N0424-4206	CP30H LED Downlight 7W4000K24° R75	7W	4000K	525lm	75lm/w	Ø83*52	Ø75	48	395×300×240
N0424-4207	CP30H LED Downlight 7W3000K36° R75	7W	3000K	385lm	55lm/w	Ø83*52	Ø75	48	395×300×240
N0424-4208	CP30H LED Downlight 7W4000K36° R75	7W	4000K	420lm	60lm/w	Ø83*52	Ø75	48	395×300×240
N0424-4226	CP30H LED Downlight 5W3000K24° R75 IP43	5W	3000K	400lm	80lm/w	Ø83*52	Ø75	48	395×300×240
N0424-4228	CP30H LED Downlight 5W4000K24° R75 IP43	5W	4000K	400lm	80lm/w	Ø83*52	Ø75	48	395×300×240
N0424-4229	CP30H LED Downlight 5W3000K36° R75 IP43	5W	3000K	325lm	65lm/w	Ø83*52	Ø75	48	395×300×240
N0424-4231	CP30H LED Downlight 5W4000K36° R75 IP43	5W	4000K	325lm	65lm/w	Ø83*52	Ø75	48	395×300×240

Dimensional Drawing:

5W/7W/9W



24°

36°

- UGR<8* (24°Beam angle) , all series UGR<15
Excellent glare control.
- Two Beam angles —24°/36°
Satisfying basic lighting design.

CP25 LED Spotlight



Features



Optional



Specification



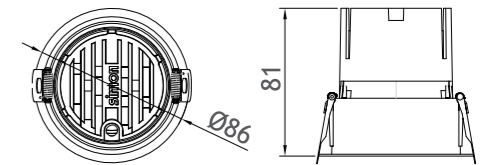
Order Code	Description	Power	Color temperature	Luminous flux (lm)	Luminous efficacy (lm/W)	Product Size (D×W mm)	Cutout (mm)
N04E0-1257	CP25 LED Spotlight 7W R75 3000K24°	7W	3000K	490lm	70lm/w	φ86×81	φ75
N04E0-1258	CP25 LED Spotlight 7W R75 4000K24°	7W	4000K	490lm	70lm/w	φ86×81	φ75
N04E0-1259	CP25 LED Spotlight 7W R75 6500K24°	7W	6500K	560lm	80lm/w	φ86×81	φ75
N04E0-1260	CP25 LED Spotlight 7W R75 3000K36°	7W	3000K	490lm	70lm/w	φ86×81	φ75
N04E0-1261	CP25 LED Spotlight 7W R75 4000K36°	7W	4000K	490lm	70lm/w	φ86×81	φ75
N04E0-1262	CP25 LED Spotlight 7W R75 6500K36°	7W	6500K	560lm	80lm/w	φ86×81	φ75
N04E0-1244	CP25 LED Spotlight 9W R75 3000K24°	9W	3000K	630lm	70lm/w	φ86×81	φ75
N04E0-1245	CP25 LED Spotlight 9W R75 4000K24°	9W	4000K	630lm	70lm/w	φ86×81	φ75
N04E0-1246	CP25 LED Spotlight 9W R75 6500K24°	9W	6500K	720lm	80lm/w	φ86×81	φ75
N04E0-1247	CP25 LED Spotlight 9W R75 3000K36°	9W	3000K	630lm	70lm/w	φ86×81	φ75
N04E0-1248	CP25 LED Spotlight 9W R75 4000K36°	9W	4000K	630lm	70lm/w	φ86×81	φ75
N04E0-1249	CP25 LED Spotlight 9W R75 6500K36°	9W	6500K	720lm	80lm/w	φ86×81	φ75
N04E0-1250	CP25 LED Spotlight 12W R75 3000K24°	12W	3000K	840lm	70lm/w	φ86×81	φ75
N04E0-1251	CP25 LED Spotlight 12W R75 4000K24°	12W	4000K	840lm	70lm/w	φ86×81	φ75
N04E0-1252	CP25 LED Spotlight 12W R75 6500K24°	12W	6500K	960lm	80lm/w	φ86×81	φ75
N04E0-1253	CP25 LED Spotlight 12W R75 3000K36°	12W	3000K	840lm	70lm/w	φ86×81	φ75
N04E0-1254	CP25 LED Spotlight 12W R75 4000K36°	12W	4000K	840lm	70lm/w	φ86×81	φ75
N04E0-1255	CP25 LED Spotlight 12W R75 6500K36°	12W	6500K	960lm	80lm/w	φ86×81	φ75



Certification



Dimensional Drawing:



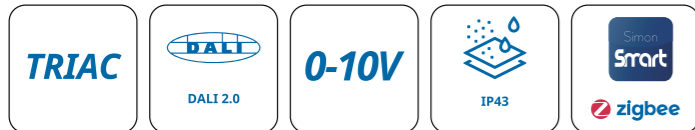
CP32 LED Spotlight



Features



Optional



Specification



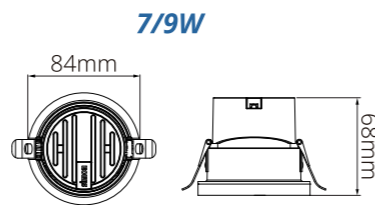
Order Code	Description	Power	Color temperature	Luminous flux (lm)	Luminous efficacy (lm/W)	Product Size (D×W mm)	Cutout (mm)	Pcs/Carton	Carton size (L*W*H mm)
N0424-4011	CP32 LED Spotlight BK 7W R75 3000K24°	7W	3000K	455lm	65lm/w	φ84×69	φ75	40	520×420×220
N0424-4289	CP32 LED Spotlight BK 7W R75 3500K24°	7W	3500K	480lm	70lm/w	φ84×69	φ75	40	520×420×220
N0424-4012	CP32 LED Spotlight BK 7W R75 4000K24°	7W	4000K	490lm	70lm/w	φ84×69	φ75	40	520×420×220
N0424-4013	CP32 LED Spotlight BK 7W R75 3000K36°	7W	3000K	445lm	65lm/w	φ84×69	φ75	40	520×420×220
N0424-4290	CP32 LED Spotlight BK 7W R75 3500K36°	7W	3500K	455lm	65lm/w	φ84×69	φ75	40	520×420×220
N0424-4014	CP32 LED Spotlight BK 7W R75 4000K36°	7W	4000K	480lm	70lm/w	φ84×69	φ75	40	520×420×220
N0424-4097	CP32 LED Spotlight BK 7W R75 3000K24° IP43	7W	3000K	455lm	65lm/w	φ84×69	φ75	40	520×420×220
N0424-4098	CP32 LED Spotlight BK 7W R75 4000K24° IP43	7W	4000K	490lm	70lm/w	φ84×69	φ75	40	520×420×220
N0424-4099	CP32 LED Spotlight BK 7W R75 3000K36° IP43	7W	3000K	435lm	65lm/w	φ84×69	φ75	40	520×420×220
N0424-4100	CP32 LED Spotlight BK 7W R75 4000K36° IP43	7W	4000K	455lm	65lm/w	φ84×69	φ75	40	520×420×220
N0424-4007	CP32 LED Spotlight BK 9W R75 3000K24°	9W	3000K	585lm	65lm/w	φ84×69	φ75	40	520×420×220
N0424-4291	CP32 LED Spotlight BK 9W R75 3500K24°	9W	3500K	615lm	70lm/w	φ84×69	φ75	40	520×420×220
N0424-4008	CP32 LED Spotlight BK 9W R75 4000K24°	9W	4000K	630lm	70lm/w	φ84×69	φ75	40	520×420×220
N0424-4009	CP32 LED Spotlight BK 9W R75 3000K36°	9W	3000K	570lm	65lm/w	φ84×69	φ75	40	520×420×220
N0424-4292	CP32 LED Spotlight BK 9W R75 3500K36°	9W	3500K	585lm	65lm/w	φ84×69	φ75	40	520×420×220
N0424-4010	CP32 LED Spotlight BK 9W R75 4000K36°	9W	4000K	615lm	70lm/w	φ84×69	φ75	40	520×420×220



Certification



Dimensional Drawing:



CP35 LED Spotlight



Features



Optional



Specification



Order Code	Description	Power	Color temperature	Luminous flux (lm)	Luminous efficacy (lm/W)	Product Size (D×W mm)	Cutout (mm)	Pcs/Carton	Carton size (L*W*H mm)
N0424-4297	CP35 LED Spotlight 7W3000K24°R75	7W	3000K	455lm	65lm/w	φ84×70	φ75	40	520×420×220
N0424-4298	CP35 LED Spotlight 7W3500K24°R75	7W	3500K	480lm	70lm/w	φ84×70	φ75	40	520×420×220
N0424-4299	CP35 LED Spotlight 7W4000K24°R75	7W	4000K	490lm	70lm/w	φ84×70	φ75	40	520×420×220
N0424-4300	CP35 LED Spotlight 7W3000K36°R75	7W	3000K	435lm	65lm/w	φ84×70	φ75	40	520×420×220
N0424-4301	CP35 LED Spotlight 7W3500K36°R75	7W	3500K	455lm	65lm/w	φ84×70	φ75	40	520×420×220
N0424-4302	CP35 LED Spotlight 7W4000K36°R75	7W	4000K	480lm	70lm/w	φ84×70	φ75	40	520×420×220
N0424-4303	CP35 LED Spotlight 9W3000K24°R75	9W	3000K	585lm	65lm/w	φ84×70	φ75	40	520×420×220
N0424-4304	CP35 LED Spotlight 9W3500K24°R75	9W	3500K	615lm	70lm/w	φ84×70	φ75	40	520×420×220
N0424-4305	CP35 LED Spotlight 9W4000K24°R75	9W	4000K	630lm	70lm/w	φ84×70	φ75	40	520×420×220
N0424-4306	CP35 LED Spotlight 9W3000K36°R75	9W	3000K	560lm	65lm/w	φ84×70	φ75	40	520×420×220
N0424-4307	CP35 LED Spotlight 9W3500K36°R75	9W	3500K	585lm	65lm/w	φ84×70	φ75	40	520×420×220
N0424-4308	CP35 LED Spotlight 9W4000K36°R75	9W	4000K	615lm	70lm/w	φ84×70	φ75	40	520×420×220
N0424-4309	CP35 LED Spotlight 12W3000K24°R75	12W	3000K	780lm	65lm/w	φ84×70	φ75	40	520×420×220
N0424-4310	CP35 LED Spotlight 12W3500K24°R75	12W	3500K	820lm	70lm/w	φ84×70	φ75	40	520×420×220



Certification



Specification

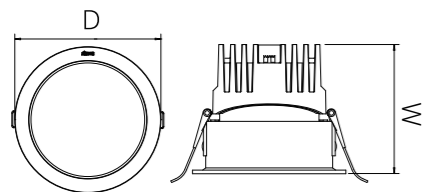
Order Code	Description	Power	Color temperature	Luminous flux (lm)	Luminous efficacy (lm/W)	Product Size (D×W mm)	Cutout (mm)	Pcs/Carton	Carton size (L×W×H mm)
N0424-4311	CP35 LED Spotlight 12W4000K24°R75	12W	4000K	840lm	70lm/w	φ84×70	Φ75	40	520×420×220
N0424-4312	CP35 LED Spotlight 12W3000K36°R75	12W	3000K	745lm	65lm/w	φ84×70	Φ75	40	520×420×220
N0424-4313	CP35 LED Spotlight 12W3500K36°R75	12W	3500K	780lm	65lm/w	φ84×70	Φ75	40	520×420×220
N0424-4314	CP35 LED Spotlight 12W4000K36°R75	12W	4000K	820lm	70lm/w	φ84×70	Φ75	40	520×420×220
N0424-4384	CP35 LED Spotlight 15W3000K36°R75	15W	3000K	855lm	60lm/w	φ84×85	Φ75	40	520×420×220
N0424-4385	CP35 LED Spotlight 15W3500K36°R75	15W	3500K	885lm	65lm/w	φ84×85	Φ75	40	520×420×220
N0424-4386	CP35 LED Spotlight 15W4000K36°R75	15W	4000K	930lm	65lm/w	φ84×85	Φ75	40	520×420×220
N0424-4381	CP35 LED Spotlight 15W3000K24°R75	15W	3000K	855lm	60lm/w	φ84×85	Φ75	40	520×420×220
N0424-4382	CP35 LED Spotlight 15W3500K24°R75	15W	3500K	885lm	65lm/w	φ84×85	Φ75	40	520×420×220
N0424-4383	CP35 LED Spotlight 15W4000K24°R75	15W	4000K	930lm	65lm/w	φ84×85	Φ75	40	520×420×220
N0424-4351	CP35 LED Spotlight Max12W2700K-5700K24° R75	Max12	2700-5700K	480-600lm	40-50lm/w	φ84×70	Φ75	40	520×420×220

Accessory

Order Code	Description
N6600-1101	CP35 Reflector R75 Glossy black
N6600-1104	CP35 Reflector R75 Matte black
N6600-1103	CP35 Reflector R75 Matte white



Dimensional Drawing:



CP36S LED Spotlight



Features

- Simon Smart zigbee
- Heat Dissipation
- CRI > 90
- 50000h
- COB
- More Choices
- Adjustable angle ±30°
- Adjustable angle 355°
- IP44 Option
- Anti-glare UGR<5(Best)

Certification



Optional

- TRIAC
- DALI 2.0
- 0-10V
- Honeycomb
- Diffuser

Specification

- 220-240V 50/60Hz
- ON/OFF
- Recessed Installation
- Indoor
- IP20 IP
- IP44 IP
- 20~40°C Ta
- COB
- RA>90 CRI
- >50 R9
- <3 SDCM
- UGR<2
- Shield angle 35°
- Adjustable angle ±30°
- Adjustable angle 355°

Description	Power	Color temperature	Beam angle (°)	Luminous flux @36°@4000K (lm)	Luminous efficacy @36°@4000K (lm/W)	Reflector Color	Product Size (D×W mm)	Cutout (mm)	Pcs/ Carton	Carton size (L×W×H mm)
CP36S LED Spotlight	5W	2700K/3000K/3500K/4000K	24°/36°/60°	450lm	90lm/w	BK/SR	φ62.5×68	φ55	48	395×300×300
CP36S LED Spotlight	7W	2700K/3000K/3500K/4000K	24°/36°/60°	630lm	90lm/w	BK/SR	φ62.5×68	φ55	48	395×300×300
CP36S LED Spotlight	7W	2700K/3000K/3500K/4000K	15°/24°/36°/60°	665lm	95lm/w	BK/SR	φ84×75.4	φ75	48	435×330×400
CP36S LED Spotlight	9W	3000K/3500K/4000K	15°/24°/36°/60°	770lm	85lm/w	BK/SR	φ84×75.4	φ75	48	435×330×400
CP36S LED Spotlight	12W	3000K/3500K/4000K	15°/24°/36°/60°	1020lm	85lm/w	BK/SR	φ84×96	φ75	48	435×330×400
CP36S LED Spotlight	15W	3000K/3500K/4000K	15°/24°/36°/60°	1050lm	70lm/w	BK/SR	φ84×96	φ75	48	435×330×400
CP36S LED Spotlight	24W	3000K/3500K/4000K	15°/24°/36°/60°	1920lm	80lm/w	BK/SR	φ108×115	φ100	24	360×265×280
CP36S LED Spotlight	30W	3000K/3500K/4000K	15°/24°/36°/60°	2550lm	85lm/w	BK/SR	φ135×145	φ125	12	435×315×330
CP36S LED Spotlight	40W	3000K/3500K/4000K	15°/24°/36°/60°	3000lm	75lm/w	BK/SR	φ135×145	φ125	12	435×315×330



Specification

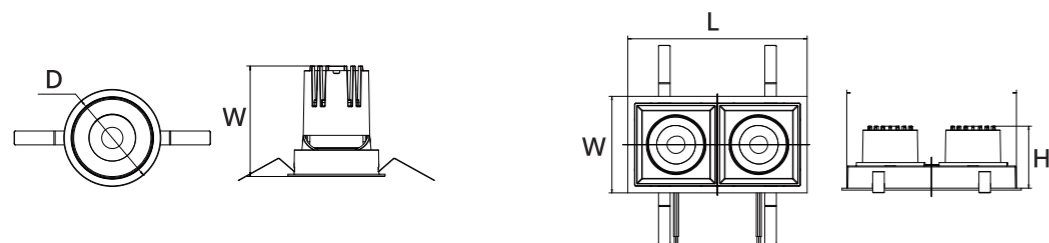
Description	Power	Color temperature	Beam angle (°)	Luminous flux @36°@4000K (lm)	Luminous efficacy @36°@4000K (lm/W)	Product Size (D×W mm)	Cutout (mm)
CP36S LED Spotlight Triac	9W	3000K/4000K	24°	770lm	85lm/w	φ84×96	φ75
CP36S LED Spotlight Mini	7W	2700K/3000K/4000K	24°/36°	420lm	60lm/w	φ62.5×68.2	φ55
CP36S LED Spotlight Mini	7W	2700K	24°/36°	/	/	φ84×75.4	φ75
CP36S LED Spotlight Mini	9W	2700K/3000K/4000K	24°/36°	420lm	60lm/w	φ84×75.4	φ75
CP36S LED Spotlight Oval	7W	2700K/3000K/4000K	24°/36°	520lm	60lm/w	φ62.5×68.2	φ55
CP36S LED Spotlight Oval	7W	2700K	24°/36°	630lm	80lm/w	φ84×75.4	φ75
CP36S LED Spotlight Oval	9W	2700K/3000K/4000K	24°/36°	560lm	70lm/w	φ84×75.4	φ75
CP36S LED Spotlight BK-Trimless	7W	3000K/4000K	24°/36°	720lm	80lm/w	φ72×68.3	φ55
CP36S LED Spotlight BK-Trimless	9W	3000K/4000K	24°/36°/60°	830lm	80lm/w	φ100×75.4	φ75
CP36S LED Grid Spotlight	9W	3000K/3500K/4000K	24°/36°	1660lm	90lm/w	100*100*64	95*95
CP36S LED Grid Spotlight	9W×2	3000K/3500K/4000K	24°/36°	1210lm	90lm/w	100*186*64	95*180
CP36S LED Grid Spotlight	15W	3000K/3500K/4000K	15°/24°/36°	2415lm	80lm/w	100*100*86	95*95
CP36S LED Grid Spotlight	15W×2	3000K/3500K/4000K	15°/24°/36°	1870lm	80lm/w	100*186*86	95*180
CP36S LED Grid Spotlight	24W	3000K/3500K/4000K	24°/36°	3740lm	80lm/w	130.5*130.5*106	120×120
CP36S LED Grid Spotlight	24W×2	3000K/3500K/4000K	24°/36°		80lm/w	130.5*244*106	120×234




Accessory

Order Code	Description	Material
N0424-4047	CP36S Trimless installation Accessory	Aluminum
N0424-3310	CP36S Reflector-Silver	PC
N0424-3923	CP36S Reflector-Matt white	PC
N0424-3958	CP36S Reflector-Matt silver	PC
N0424-4076	CP36S Reflector-Glossy black	PC
N0424-4078	CP36S Reflector-Matt black	PC
N0424-4080	CP36S Reflector-Chrome black	PC
N0424-3921	CP36S Grid Reflector-Silver	PC

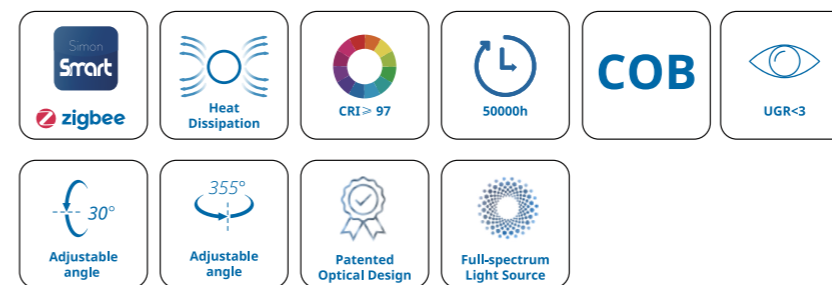
Dimensional Drawing:



CP60 LED Spotlight



Features



Optional



Certification



Specification



Order Code	Description	Power	Color temperature	Luminous flux (lm)	Luminous efficacy (lm/W)	Product Size (D×W mm)	Cutout (mm)	Pcs/Carton	Carton size (L*W*H mm)
N04E0-1151	CP60 LED Module R75 Max9W3000K24°	Max9W	3000K	570lm	65lm/w	φ82×80	φ75	24	495×375×220
N04E0-1152	CP60 LED Module R75 Max9W3000K36°	Max9W	3000K	570lm	65lm/w	φ82×80	φ75	24	495×375×220
N04E0-1153	CP60 LED Module R75 Max9W3000K55°	Max9W	3000K	510lm	55lm/w	φ82×80	φ75	24	495×375×220
N04E0-1154	CP60 LED Module R75 Max9W3500K24°	Max9W	3500K	590lm	65lm/w	φ82×80	φ75	24	495×375×220
N04E0-1155	CP60 LED Module R75 Max9W3500K36°	Max9W	3500K	590lm	65lm/w	φ82×80	φ75	24	495×375×220
N04E0-1156	CP60 LED Module R75 Max9W3500K55°	Max9W	3500K	520lm	60lm/w	φ82×80	φ75	24	495×375×220
N04E0-1157	CP60 LED Module R75 Max9W4000K24°	Max9W	4000K	620lm	70lm/w	φ82×80	φ75	24	495×375×220
N04E0-1158	CP60 LED Module R75 Max9W4000K36°	Max9W	4000K	620lm	70lm/w	φ82×80	φ75	24	495×375×220
N04E0-1159	CP60 LED Module R75 Max9W4000K55°	Max9W	4000K	550lm	60lm/w	φ82×80	φ75	24	495×375×220
N04E0-1173	CP60 LED Module R75 Max15W3000K24°	Max15W	3000K	880lm	60lm/w	φ82×95	φ75	24	495×375×250
N04E0-1174	CP60 LED Module R75 Max15W3000K36°	Max15W	3000K	880lm	60lm/w	φ82×95	φ75	24	495×375×250
N04E0-1175	CP60 LED Module R75 Max15W3000K55°	Max15W	3000K	790lm	55lm/w	φ82×95	φ75	24	495×375×250

*CP60 does not include a driver, it must be purchased separately

Specification

Order Code	Description	Power	Color temperature	Luminous flux (lm)	Luminous efficacy (lm/W)	Product Size (D×W mm)	Cutout (mm)	Pcs/Carton	Carton size (L*W*H mm)
N04E0-1176	CP60 LED Module R75 Max15W3500K24°	Max15W	3500K	920lm	60lm/w	Φ82×95	Φ75	24	495×375×250
N04E0-1177	CP60 LED Module R75 Max15W3500K36°	Max15W	3500K	920lm	60lm/w	Φ82×95	Φ75	24	495×375×250
N04E0-1178	CP60 LED Module R75 Max15W3500K55°	Max15W	3500K	820lm	55lm/w	Φ82×95	Φ75	24	495×375×250
N04E0-1179	CP60 LED Module R75 Max15W4000K24°	Max15W	4000K	1000lm	65lm/w	Φ82×95	Φ75	24	495×375×250
N04E0-1180	CP60 LED Module R75 Max15W4000K36°	Max15W	4000K	1000lm	65lm/w	Φ82×95	Φ75	24	495×375×250
N04E0-1181	CP60 LED Module R75 Max15W4000K55°	Max15W	4000K	900lm	60lm/w	Φ82×95	Φ75	24	495×375×250
N04E0-1160	CP60 LED Module R75 Max9W3000K24° Frameless	Max9W	3000K	570lm	65lm/w	Φ70×80	-	24	495×375×220
N04E0-1161	CP60 LED Module R75 Max9W3000K36° Frameless	Max9W	3000K	570lm	65lm/w	Φ70×80	-	24	495×375×220
N04E0-1162	CP60 LED Module R75 Max9W3000K55° Frameless	Max9W	3000K	510lm	55lm/w	Φ70×80	-	24	495×375×220
N04E0-1163	CP60 LED Module R75 Max9W3500K24° Frameless	Max9W	3500K	590lm	65lm/w	Φ70×80	-	24	495×375×220
N04E0-1164	CP60 LED Module R75 Max9W3500K36° Frameless	Max9W	3500K	590lm	65lm/w	Φ70×80	-	24	495×375×220
N04E0-1165	CP60 LED Module R75 Max9W3500K55° Frameless	Max9W	3500K	520lm	60lm/w	Φ70×80	-	24	495×375×220
N04E0-1166	CP60 LED Module R75 Max9W4000K24° Frameless	Max9W	4000K	620lm	70lm/w	Φ70×80	-	24	495×375×220
N04E0-1167	CP60 LED Module R75 Max9W4000K36° Frameless	Max9W	4000K	620lm	70lm/w	Φ70×80	-	24	495×375×220
N04E0-1168	CP60 LED Module R75 Max9W4000K55° Frameless	Max9W	4000K	550lm	60lm/w	Φ70×80	-	24	495×375×220
N04E0-1182	CP60 LED Module R75 Max15W3000K24° Frameless	Max15W	3000K	880lm	60lm/w	Φ70×95	-	24	495×375×250
N04E0-1183	CP60 LED Module R75 Max15W3000K36° Frameless	Max15W	3000K	880lm	60lm/w	Φ70×95	-	24	495×375×250
N04E0-1184	CP60 LED Module R75 Max15W3000K55° Frameless	Max15W	3000K	790lm	55lm/w	Φ70×95	-	24	495×375×250
N04E0-1185	CP60 LED Module R75 Max15W3500K24° Frameless	Max15W	3500K	920lm	60lm/w	Φ70×95	-	24	495×375×250
N04E0-1186	CP60 LED Module R75 Max15W3500K36° Frameless	Max15W	3500K	920lm	60lm/w	Φ70×95	-	24	495×375×250
N04E0-1187	CP60 LED Module R75 Max15W3500K55° Frameless	Max15W	3500K	820lm	55lm/w	Φ70×95	-	24	495×375×250
N04E0-1188	CP60 LED Module R75 Max15W4000K24° Frameless	Max15W	4000K	1000lm	65lm/w	Φ70×95	-	24	495×375×250
N04E0-1189	CP60 LED Module R75 Max15W4000K36° Frameless	Max15W	4000K	1000lm	65lm/w	Φ70×95	-	24	495×375×250
N04E0-1190	CP60 LED Module R75 Max15W4000K55° Frameless	Max15W	4000K	900lm	60lm/w	Φ70×95	-	24	495×375×250

CP60 Installation Accessory

Order Code	Product Description
N0424-4611	CP60 Pre-embed accessory (frameless install) R75
N0424-4657	CP60 Frame with spring clips R75



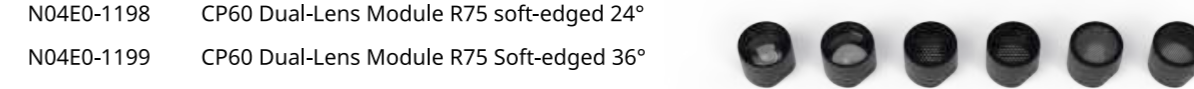

CP60 Driver

Order Code	Product Description
N65E0-0159	EC1 LED Driver-Fast Conn 12W300mA36VDC PF0.5
N65E0-0160	EC1 LED Driver-Fast Conn 15W360mA36VDC PF0.5
N65E0-0161	EC1 LED Driver-Fast Conn 7W160mA36VDC PF0.9
N65E0-0162	EC1 LED Driver-Fast Conn 9W200mA36VDC PF0.9
N65E0-0163	EC1 LED Driver-Fast Conn 12W300mA36VDC PF0.9
N65E0-0164	EC1 LED Driver-Fast Conn 15W360mA36VDC PF0.9



CP60 Reflector

Order Code	Product Description
N0424-4612	CP60 Reflector R75 Angled-Glossy black
N0424-4613	CP60 Reflector R75 Angled-Glossy silver
N0424-4614	CP60 Reflector R75 Angled-Matt white
N0424-4615	CP60 Reflector R75 Angled-Matt silver
N0424-4616	CP60 Reflector R75 Angled-Matt black
N0424-4617	CP60 Reflector R75 Angled-Chrome black
N0424-4618	CP60 Reflector R75 Angled-Gold
N0424-4619	CP60 Reflector R75 Vertical-Glossy black
N0424-4620	CP60 Reflector R75 Vertical-Matt white
N0424-4621	CP60 Reflector R75 Vertical-Chrome black
N0424-4622	CP60 Reflector R75 Vertical-Glossy silver
N0424-4623	CP60 Reflector R75 Vertical-Matt silver
N0424-4624	CP60 Reflector R75 Vertical-Matt black
N0424-4625	CP60 Reflector R75 Vertical-Gold
N0424-4626	CP60 Reflector R75 Wall Washer

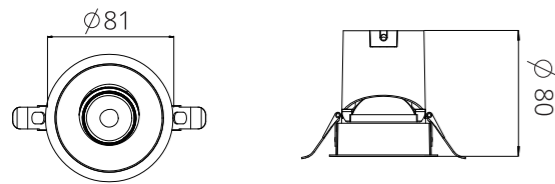
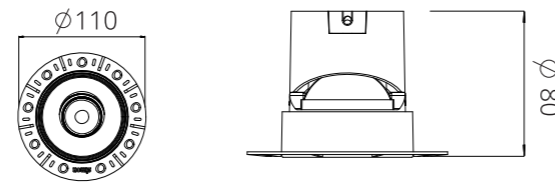
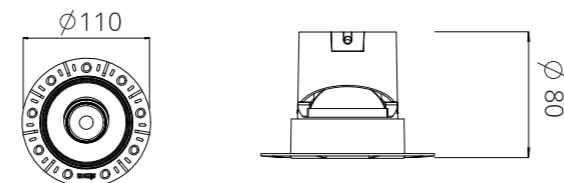
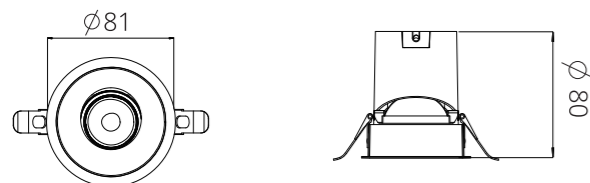
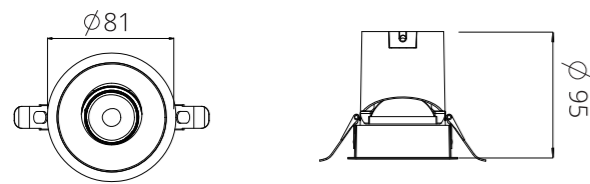
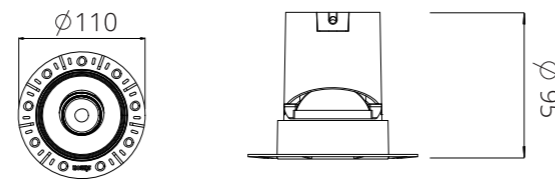
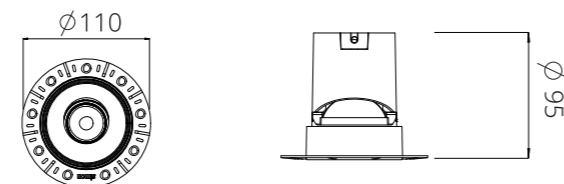
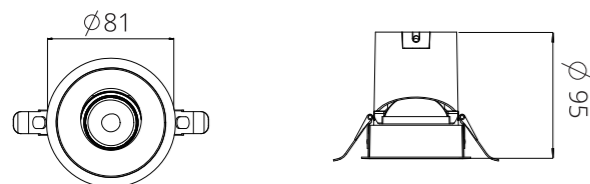

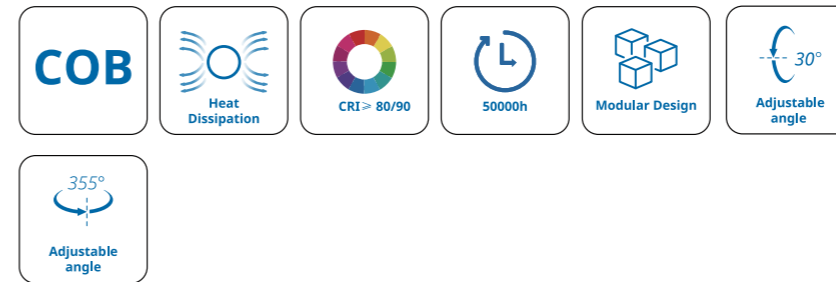


CP60 Lens Modules

Order Code	Product Description
N04E0-1195	CP60 Lens Module R75 Soft-edged 24°
N04E0-1196	CP60 Lens Module R75 Soft-edged 36°
N04E0-1197	CP60 Lens Module R75 Soft-edged 55°
N04E0-1198	CP60 Dual-Lens Module R75 soft-edged 24°
N04E0-1199	CP60 Dual-Lens Module R75 Soft-edged 36°
N04E0-1200	CP60 Lens Module R75 Hill-shaped 24°
N04E0-1201	CP60 Lens Module R75 Hill-shaped 36°
N04E0-1202	CP60 Lens Module R75 Hill-shaped 55°
N04E0-1203	CP60 Lens Module R75 Direct beam 24°
N04E0-1204	CP60 Lens Module R75 Direct beam 36°
N04E0-1205	CP60 Lens Module R75 for Tunable White 24°
N04E0-1206	CP60 Lens Module R75 for Tunable White 36°

CP60 Optical Accessory**Order Code Product Description**

N0424-4628	CP60 Clear lens accessory R75
N0424-4629	CP60 Honeycomb accessory R75
N0424-4630	CP60 Stretch lens accessory R75
N0424-4631	CP60 Diffuser accessory R75

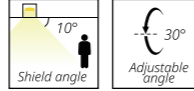
**Dimensional Drawing:****MAX 9W/Tunable white****Max 9W Frameless****MAX 9W/Tunable White Frameless****MAX 15W****Max15W Frameless****MAX 12W/Tunable White Frameless****KC1 Gen2 LED Spotlight****Features****Certification****Optional****Specification**

Input voltage	PF	CRI	Adjustable	Dimming	Install	IP	Lifetime
220-240V~50/60Hz	0.5	90	30°	TRIAC	Recessed	20	50000h

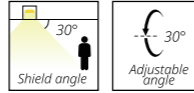
Description	Power	Color temperature	Beam angle (°)	Luminous flux @36°@4000K (lm)	Luminous efficacy @36°@4000K (lm/W)	Product Size (D×W mm)	Pcs/Carton	Carton size (L*W*H mm)
KC1 Gen2 Spotlight	5W	2700K/3000K/4000K/6500K	15°/24°/36°/60°	370lm	75w/lm	ø57*32	48	355×330×240
KC1 Gen2 Spotlight	7W	2700K/3000K/4000K/6500K	15°/24°/36°/60°	480lm	70w/lm	ø57*32	48	355×330×240
KC1 Gen2 Spotlight	9W	2700K/3000K/4000K/6500K	15°/24°/36°/60°	710lm	80w/lm	ø57*45	48	355×330×240
KC1 Gen2 Spotlight	12W	2700K/3000K/4000K/6500K	15°/24°/36°/60°	930lm	80w/lm	ø57*45	48	355×330×240
KC1 Gen2 Spotlight	15W	2700K/3000K/4000K/6500K	15°/24°/36°/60°	1120lm	75w/lm	ø57*57	48	355×330×280
KC1 Gen2 Spotlight	18W	2700K/3000K/4000K/6500K	15°/24°/36°/60°	1300lm	70w/lm	ø57*57	48	355×330×280
KC1 Gen2 Spotlight TRIAC	5W	2700K/3000K/4000K/6500K	15°/24°/36°/60°	370lm	75w/lm	ø57*32	48	355×330×240
KC1 Gen2 Spotlight TRIAC	7W	2700K/3000K/4000K/6500K	15°/24°/36°/60°	480lm	70w/lm	ø57*32	48	355×330×240
KC1 Gen2 Spotlight TRIAC	9W	2700K/3000K/4000K/6500K	15°/24°/36°/60°	710lm	80w/lm	ø57*45	48	355×330×240
KC1 Gen2 Spotlight TRIAC	12W	2700K/3000K/4000K/6500K	15°/24°/36°/60°	930lm	80w/lm	ø57*45	48	415×375×310
KC1 Gen2 Spotlight TRIAC	15W	2700K/3000K/4000K/6500K	15°/24°/36°/60°	1120lm	75w/lm	ø57*57	48	415×375×310

KC1 Accessories


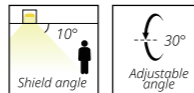
Order Code	Product Description	Dimension (mm)	Installation
N0424-0231	Duro KC1 Ivory 10° anti-glare frame	Ø85×23	Frame: aluminum; Reflector: PC
N0424-0233	Duro KC1 Black 10° anti-glare frame	Ø85×23	Frame: aluminum; Reflector: PC



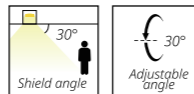
Order Code	Product Description	Dimension (mm)	Installation
N0424-0232	Duro KC1 Ivory 30° anti-glare frame	Ø85×23	Frame: aluminum; Reflector: PC
N0424-0234	Duro KC1 Black 30° anti-glare frame	Ø85×23	Frame: aluminum; Reflector: PC



Order Code	Product Description	Dimension (mm)	Installation
N0424-0273	Duro KC1 Ivory 10° anti-glare square frame	85×85×23	Frame: aluminum; Reflector: PC
N0424-0275	Duro KC1 Black 10° anti-glare square frame	85×85×23	Frame: aluminum; Reflector: PC



Order Code	Product Description	Dimension (mm)	Installation
N0424-0274	Duro KC1 Ivory 30° anti-glare square frame	85×85×30	Frame: aluminum; Reflector: PC
N0424-0276	Duro KC1 Black 30° anti-glare square frame	85×85×30	Frame: aluminum; Reflector: PC



Order Code	Product Description	Dimension (mm)	Installation
N0424-0271	Duro KC1 Mini round frame	Ø85×32	Frame: aluminum; Reflector: PC
N0424-0272	Duro KC1 Oval frame	Ø85×32	Frame: aluminum; Reflector: PC



Only for N0424-0272

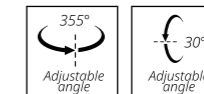


KC1 Accessories


Order Code	Product Description	Dimension (mm)	Installation
N0424-0430	Duro KC1 Shining Black anti-glare metal frame	Ø90×30	Frame: aluminum; Reflector: PC
N0424-0431	Duro KC1 Matt Silver anti-glare metal frame	Ø90×30	Frame: aluminum; Reflector: PC
N0424-0433	Duro KC1 Shining Black anti-glare plastic frame	Ø90×30	Frame: PC; Reflector: PC
N0424-0434	Duro KC1 Matt Silver anti-glare plastic frame	Ø90×30	Frame: PC; Reflector: PC



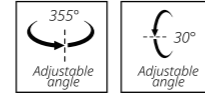
Order Code	Product Description	Dimension (mm)	Installation
N0424-1654	Duro KC1 Shining Silver frame	Ø85×40.5	Frame: aluminum; Reflector: PC
N0424-1655	Duro KC1 Shining Black frame	Ø85×40.5	Frame: aluminum; Reflector: PC



Order Code	Product Description	Dimension (mm)	Installation
N0424-0391	Duro KC1 White anti-glare plastic frame	Ø90×30	Frame: PC; Reflector: PC
N0424-0392	Duro KC1 Black anti-glare plastic frame	Ø90×30	Frame: PC; Reflector: PC
N0424-0393	Duro KC1 Silver anti-glare plastic frame	Ø90×30	Frame: PC; Reflector: PC
N0424-0394	Duro KC1 Champagne anti-glare plastic frame	Ø90×30	Frame: PC; Reflector: PC
N0424-0395	Duro KC1 Rose gold anti-glare plastic frame	Ø90×30	Frame: PC; Reflector: PC




Order Code	Product Description	Dimension (mm)	Installation
N0424-0277	Duro KC1 Round embedded frame	Ø80×41	Frame: aluminum; Reflector: PC
N0424-0278	Duro KC1 Square embedded frame	Ø80×41	Frame: aluminum; Reflector: PC



KC1 Accessories


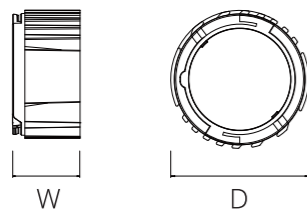
Order Code	Product Description	Dimension (mm)	Installation
N0424-0282	Duro KC1 Single anti-glare grid frame	116×116×45	Frame: aluminum; Reflector: PC
N0424-0283	Duro KC1 Double anti-glare grid frame	116×237×45	Frame: aluminum; Reflector: PC
N0424-0284	Duro KC1 Triple anti-glare grid frame	116×337×45	Frame: aluminum; Reflector: PC



Order Code	Product Description	Dimension (mm)	Installation
N0424-0279	Duro KC1 Single flat grid frame	98×98×30	Frame: aluminum; Reflector: PC
N0424-0280	Duro KC1 Double flat grid frame	98×205×30	Frame: aluminum; Reflector: PC
N0424-0281	Duro KC1 Triple flat grid frame	98×313×30	Frame: aluminum; Reflector: PC



Dimensional Drawing:







Simon | Track Spotlight

CRS20 Track Spotlight




Features

-  Heat Dissipation
-  CRI > 90
-  30000h
-  Adjustable angle 90°
-  Adjustable angle 350°
-  3 Wires with ground wire, safety ensured

Certification




Specification

-  220-240V
50/60Hz
-  ON / OFF
-  Adjustable angle 90°
-  Adjustable angle 350°
- >90 RA icon" data-bbox="895 460 930 500"/> >90
RA
-  -20~40°C
Ta

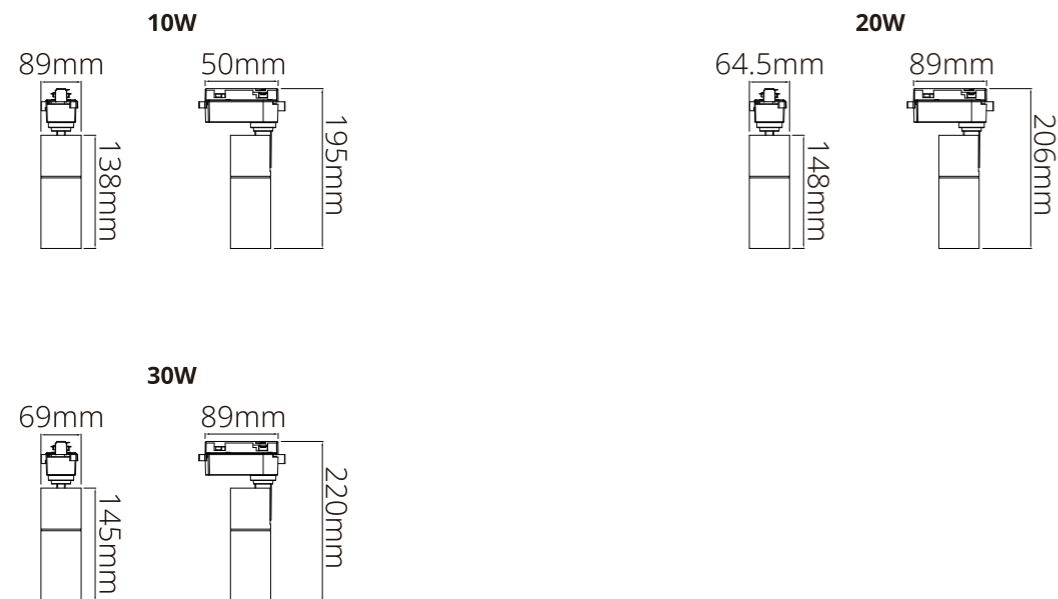
Order Code	Description	Power	Color temperature	Luminous flux (lm)	Luminous efficacy (lm/W)	Product Size (D×W mm)	Pcs/ Carton
N6424-1076	CRS20 LED Track Spotlight(3 wires)10W3000K24° WH	10W	3000K	730lm	75lm/W	φ50×138	32
N6424-1077	CRS20 LED Track Spotlight(3 wires)10W4000K24° WH	10W	4000K	750lm	75lm/W	φ50×138	32
N6424-1101	CRS20 LED Track Spotlight(3 wires)10W5700K24° WH	10W	5700K	800lm	80lm/W	φ50×138	32
N6424-1088	CRS20 LED Track Spotlight(3 wires)10W3000K24° BK	10W	3000K	730lm	75lm/W	φ50×138	32
N6424-1089	CRS20 LED Track Spotlight(3 wires)10W4000K24° BK	10W	4000K	750lm	75lm/W	φ50×138	32
N6424-1104	CRS20 LED Track Spotlight(3 wires)10W5700K24° BK	10W	5700K	800lm	80lm/W	φ50×138	32
N6424-1092	CRS20 LED Track Spotlight(3 wires)20W3000K24° BK	20W	3000K	1380lm	75lm/W	φ65×148	24
N6424-1093	CRS20 LED Track Spotlight(3 wires)20W4000K24° BK	20W	4000K	1400lm	80lm/W	φ65×148	24
N6424-1105	CRS20 LED Track Spotlight(3 wires)20W5700K24° BK	20W	5700K	1470lm	85lm/W	φ65×148	24
N6424-1081	CRS20 LED Track Spotlight(3 wires)20W4000K24° WH	20W	4000K	1400lm	80lm/W	φ65×148	24
N6424-1102	CRS20 LED Track Spotlight(3 wires)20W5700K24° WH	20W	5700K	1470lm	85lm/W	φ65×148	24
N6424-1080	CRS20 LED Track Spotlight(3 wires)20W3000K24° WH	20W	3000K	1380lm	75lm/W	φ65×148	24
N6424-1084	CRS20 LED Track Spotlight(3 wires)30W3000K24° WH	30W	3000K	2350lm	85lm/W	φ70×145	24
N6424-1085	CRS20 LED Track Spotlight(3 wires)30W4000K24° WH	30W	4000K	2430lm	85lm/W	φ70×145	24
N6424-1103	CRS20 LED Track Spotlight(3 wires)30W5700K24° WH	30W	5700K	2480lm	90lm/W	φ70×145	24
N6424-1096	CRS20 LED Track Spotlight(3 wires)30W3000K24° BK	30W	3000K	2350lm	85lm/W	φ70×145	24
N6424-1097	CRS20 LED Track Spotlight(3 wires)30W4000K24° BK	30W	4000K	2430lm	85lm/W	φ70×145	24
N6424-1106	CRS20 LED Track Spotlight(3 wires)30W5700K24° BK	30W	5700K	2500lm	90lm/W	φ70×145	24

Accessory


Order Code	Description
N6600-1138	CRS20 Track(3 wires) 1M WH
N6600-1139	CRS20 Track(3 wires) 1M BK
N6600-1140	CRS20 Track(3 wires) 1.5M WH
N6600-1141	CRS20 Track(3 wires) 1.5M BK
N6600-1142	CRS20 Track(3 wires) 2M WH
N6600-1143	CRS20 Track(3 wires) 2M BK
N6600-1144	CRS20 I shape connector 80mm WH
N6600-1145	CRS20 I shape connector 80mm BK
N6600-1146	CRS20 I shape connector 180mm WH
N6600-1147	CRS20 I shape connector 180mm BK
N6600-1148	CRS20 L corner connector WH
N6600-1149	CRS20 L corner connector BK
N6600-1150	CRS20 X shape connector WH
N6600-1151	CRS20 X shape connector BK



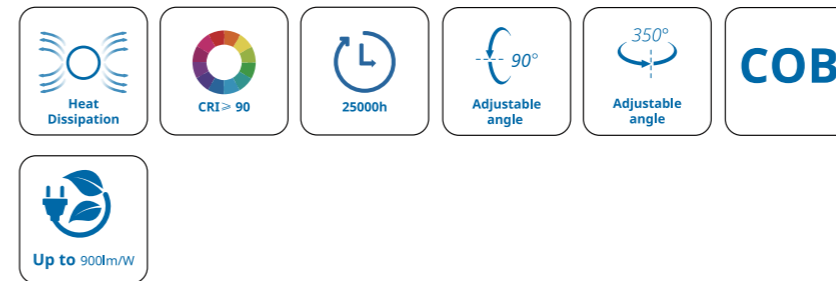
Dimensional Drawing:



RS20 Track Spotlight



Features



Certification



Specification

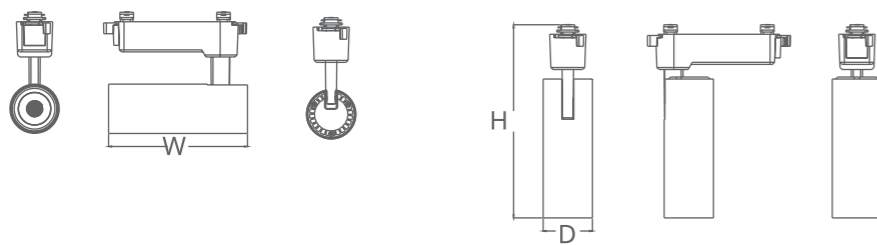
AC220-240V 50/60Hz	PF 0.5	Non -Dim	INSTL Track	CRI 90	Lifetime 25000h
-----------------------	-----------	-------------	----------------	-----------	--------------------

Order Code	Description	Power	Color temperature	Luminous flux (lm)	Luminous efficacy (lm/W)	Product Size (W×H mm)	Pcs/ Carton	Carton size (L*W*H mm)
N64E0-0057	RS20 LED tracklight(2 wires)10W 3000K 24°WH	10W	3000K	800lm	80lm/W	Φ55×W100×H171	20	440×320×205
N64E0-0058	RS20 LED tracklight(2 wires)10W 3000K 24°BK	10W	3000K	800lm	80lm/W	Φ55×W100×H171	20	440×320×205
N64E0-0059	RS20 LED tracklight(2 wires)10W 4000K 24°WH	10W	4000K	850lm	85lm/W	Φ55×W100×H171	20	440×320×205
N64E0-0060	RS20 LED tracklight(2 wires)10W 4000K 24°BK	10W	4000K	850lm	85lm/W	Φ55×W100×H171	20	440×320×205
N64E0-0061	RS20 LED tracklight(2 wires)10W 6500K 24°WH	10W	6500K	850lm	85lm/W	Φ55×W100×H171	20	440×320×205
N64E0-0062	RS20 LED tracklight(2 wires)10W 6500K 24°BK	10W	6500K	850lm	85lm/W	Φ55×W100×H171	20	440×320×205
N64E0-0063	RS20 LED tracklight(2 wires)20W 3000K 24°WH	20W	3000K	1600lm	80lm/W	Φ65×W100×H201	20	440×370×230
N64E0-0064	RS20 LED tracklight(2 wires)20W 3000K 24°BK	20W	3000K	1600lm	80lm/W	Φ65×W100×H201	20	440×370×230
N64E0-0065	RS20 LED tracklight(2 wires)20W 4000K 24°WH	20W	4000K	1700lm	85lm/W	Φ65×W100×H201	20	440×370×230
N64E0-0066	RS20 LED tracklight(2 wires)20W 4000K 24°BK	20W	4000K	1700lm	85lm/W	Φ65×W100×H201	20	440×370×230
N64E0-0067	RS20 LED tracklight(2 wires)20W 6500K 24°WH	20W	6500K	1700lm	85lm/W	Φ65×W100×H201	20	440×370×230
N64E0-0068	RS20 LED tracklight(2 wires)20W 6500K 24°BK	20W	6500K	1700lm	85lm/W	Φ65×W100×H201	20	440×370×230
N64E0-0069	RS20 LED tracklight(2 wires)30W 3000K 24°WH	30W	3000K	2400lm	80lm/W	Φ75×W100×H221	12	400×260×250
N64E0-0070	RS20 LED tracklight(2 wires)30W 3000K 24°BK	30W	3000K	2400lm	80lm/W	Φ75×W100×H221	12	400×260×250
N64E0-0071	RS20 LED tracklight(2 wires)30W 4000K 24°WH	30W	4000K	2550lm	85lm/W	Φ75×W100×H221	12	400×260×250
N64E0-0072	RS20 LED tracklight(2 wires)30W 4000K 24°BK	30W	4000K	2550lm	85lm/W	Φ75×W100×H221	12	400×260×250
N64E0-0073	RS20 LED tracklight(2 wires)30W 6500K 24°WH	30W	6500K	2550lm	85lm/W	Φ75×W100×H221	12	400×260×250
N64E0-0074	RS20 LED tracklight(2 wires)30W 6500K 24°BK	30W	6500K	2550lm	85lm/W	Φ75×W100×H221	12	400×260×250

Accessory

Order Code	Description	Pcs/Carton	Carton size (L*W*H mm)
N66E0-1492	2 Wires (L-N) Track-1 meter-WH	20	1020×190×85
N66E0-1493	2 Wires (L-N) Track-1 meter-BK	20	1020×190×85
N66E0-1494	Linear Connector(L-N)-WH	100	365×200×185
N66E0-1495	Linear Connector(L-N)-BK	100	365×200×185
N66E0-1496	L Connector(L-N)-WH	100	365×200×185
N66E0-1497	L Connector(L-N)-BK	100	365×200×185
N66E0-1498	T Connector(L-N)-WH	100	365×200×220
N66E0-1499	T Connector(L-N)-BK	100	365×200×220
N66E0-1500	X Connector(L-N)-WH	100	365×200×220
N66E0-1501	X Connector(L-N)-BK	100	365×200×220

Dimensional Drawing:



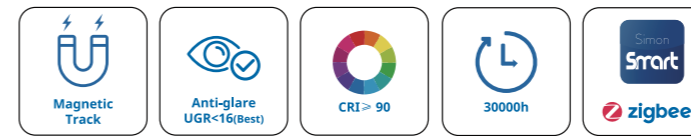


Simon | Track Light System

MT30 Magnetic Track Light System



Features



Certification



Specification

DC 48V	UGR < 16	CRI 90	INSTL Recessed	Finishing Black	Lifetime 30000h
-----------	-------------	-----------	-------------------	--------------------	--------------------

Order Code	Description	Power	Color temperature	Luminous flux (lm)	Luminous efficacy (lm/W)	Product Size (D×W mm)	Pcs/Carton	Carton size (L×W×H mm)
N64E0-0141	MT30 LED 48V Mag Track Adjust Grid Light 12W 3000K 30° BK	12	3000K	720	60	225×22×103	30	340×270×245
N64E0-0142	MT30 LED 48V Mag Track Adjust Grid Light 12W 4000K 30° BK	12	4000K	780	65	225×22×103	30	340×270×245
N64E0-0143	MT30 LED 48V Mag Track Adjust Grid Light 12W 6500K 30° BK	12	6500K	780	65	225×22×103	30	340×270×245
N64E0-0129	MT30 LED 48V Mag Track Grid Light 18W 3000K 30° BK	18	3000K	1170	65	330×22×45	30	355×295×170
N64E0-0130	MT30 LED 48V Mag Track Grid Light 18W 4000K 30° BK	18	4000K	1260	70	330×22×45	30	355×295×170
N64E0-0131	MT30 LED 48V Mag Track Grid Light 18W 6500K 30° BK	18	6500K	1260	70	330×22×45	30	355×295×170
N64E0-0132	MT30 LED 48V Mag Track Grid Light 24W 3000K 30° BK	24	3000K	1560	65	437×22×45	30	470×300×270
N64E0-0133	MT30 LED 48V Mag Track Grid Light 24W 4000K 30° BK	24	4000K	1680	70	437×22×45	30	470×300×270
N64E0-0134	MT30 LED 48V Mag Track Grid Light 24W 6500K 30° BK	24	6500K	1680	70	437×22×45	30	470×300×270
N64E0-0135	MT30 LED 48V Mag Track Grid Light 30W 3000K 30° BK	30	3000K	1950	65	543×22×45	30	575×295×170
N64E0-0136	MT30 LED 48V Mag Track Grid Light 30W 4000K 30° BK	30	4000K	2100	70	543×22×45	30	575×295×170
N64E0-0137	MT30 LED 48V Mag Track Grid Light 30W 6500K 30° BK	30	6500K	2100	70	543×22×45	30	575×295×170
N64E0-0138	MT30 LED 48V Mag Track Grid Light 36W 3000K 30° BK	36	3000K	2340	65	648×22×45	30	685×295×170
N64E0-0139	MT30 LED 48V Mag Track Grid Light 36W 4000K 30° BK	36	4000K	2520	70	648×22×45	30	685×295×170
N64E0-0140	MT30 LED 48V Mag Track Grid Light 36W 6500K 30° BK	36	6500K	2520	70	648×22×45	30	685×295×170
N64E0-0126	MT30 LED 48V Mag Track Grid Light 9W 3000K 30° BK	9	3000K	585	65	220×22×45	30	250×295×170
N64E0-0127	MT30 LED 48V Mag Track Grid Light 9W 4000K 30° BK	9	4000K	675	75	220×22×45	30	250×295×170
N64E0-0128	MT30 LED 48V Mag Track Grid Light 9W 6500K 30° BK	9	6500K	675	75	220×22×45	30	250×295×170
N64E0-0117	MT30 LED 48V Mag Track Linear Light 18W 3000K BK	18	3000K	1170	65	600×22×45	30	630×295×170
N64E0-0118	MT30 LED 48V Mag Track Linear Light 18W 4000K BK	18	4000K	1260	70	600×22×45	30	630×295×170
N64E0-0119	MT30 LED 48V Mag Track Linear Light 18W 6500K BK	18	6500K	1260	70	600×22×45	30	630×295×170

Specification

DC 48V	UGR < 16	CRI 90	INSTR Recessed	Finishing Black	Lifetime 30000h
-----------	-------------	-----------	-------------------	--------------------	--------------------

Order Code	Description	Power	Color temperature	Luminous flux (lm)	Luminous efficacy (lm/W)	Product Size (D×W mm)	Pcs/Carton	Carton size (L*W*H mm)
N64E0-0120	MT30 LED 48V Mag Track Linear Light 24W 3000K BK	24	3000K	1560	65	600×22×45	30	630×295×170
N64E0-0121	MT30 LED 48V Mag Track Linear Light 24W 4000K BK	24	4000K	1680	70	600×22×45	30	630×295×170
N64E0-0122	MT30 LED 48V Mag Track Linear Light 24W 6500K BK	24	6500K	1680	70	600×22×45	30	630×295×170
N64E0-0123	MT30 LED 48V Mag Track Linear Light 36W 3000K BK	36	3000K	2340	65	900×22×45	30	935×300×270
N64E0-0124	MT30 LED 48V Mag Track Linear Light 36W 4000K BK	36	4000K	2520	70	900×22×45	30	935×300×270
N64E0-0125	MT30 LED 48V Mag Track Linear Light 36W 6500K BK	36	6500K	2520	70	900×22×45	30	935×300×270
N64E0-0114	MT30 LED 48V Mag Track Linear Light 9W 3000K BK	9	3000K	540	60	300×22×45	30	325×295×170
N64E0-0115	MT30 LED 48V Mag Track Linear Light 9W 4000K BK	9	4000K	585	65	300×22×45	30	325×295×170
N64E0-0116	MT30 LED 48V Mag Track Linear Light 9W 6500K BK	9	6500K	585	65	300×22×45	30	325×295×170
N64E0-0105	MT30 LED 48V Mag Track Spotlight 10W 3000K 24° BK	10	3000K	600	60	Φ45×163	30	480×265×430
N64E0-0106	MT30 LED 48V Mag Track Spotlight 10W 4000K 24° BK	10	4000K	650	65	Φ45×163	30	480×265×430
N64E0-0107	MT30 LED 48V Mag Track Spotlight 10W 6500K 24° BK	10	6500K	650	65	Φ45×163	30	480×265×430
N64E0-0108	MT30 LED 48V Mag Track Spotlight 20W 3000K 24° BK	20	3000K	1400	70	Φ65×203	30	455×370×470
N64E0-0109	MT30 LED 48V Mag Track Spotlight 20W 4000K 24° BK	20	4000K	1500	75	Φ65×203	30	455×370×470
N64E0-0110	MT30 LED 48V Mag Track Spotlight 20W 6500K 24° BK	20	6500K	1500	75	Φ65×203	30	455×370×470
N64E0-0111	MT30 LED 48V Mag Track Spotlight 30W 3000K 24° BK	30	3000K	2400	80	Φ75×225	20	325×415×490
N64E0-0112	MT30 LED 48V Mag Track Spotlight 30W 4000K 24° BK	30	4000K	2550	85	Φ75×225	20	325×415×490
N64E0-0113	MT30 LED 48V Mag Track Spotlight 30W 6500K 24° BK	30	6500K	2550	85	Φ75×225	20	325×415×490

Accessory

MT30 product accessories

Product Description

MT30 Recessed Magnetic Track 1 meter BK

MT30 Recessed Magnetic Track 1.5 meter BK



Product Description

MT30 Horizontal Corner BK

MT30 Vertical Corner BK



Product Description

MT30 I-Shape Power connector BK

MT30 L-Shape Power connector BK



Product Description

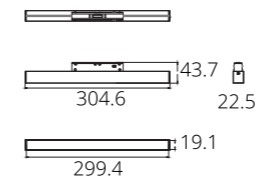
MT30 Recessed 48V constant voltage Driver 100w

MT30 Recessed 48V constant voltage Driver 200w

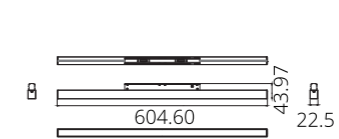


Dimensional Drawing:

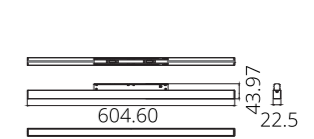
Linear light 9W



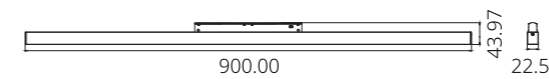
Linear light 18W



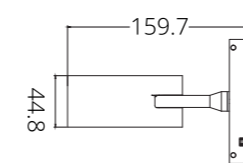
Linear light 24W



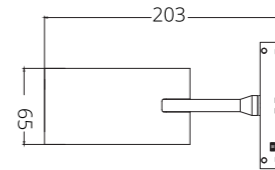
Linear light 36W



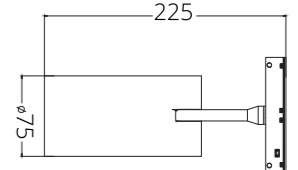
Track spotlight 10W



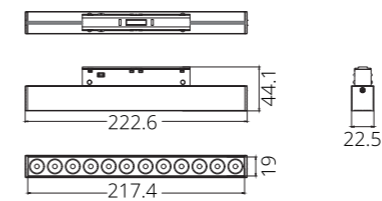
Track spotlight 20W



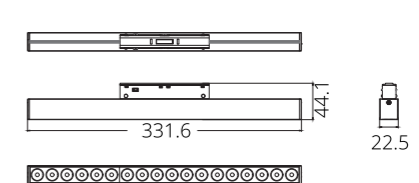
Track spotlight 30W



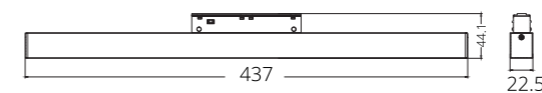
Track Grid light 9W



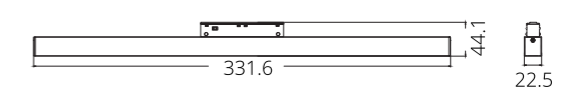
Grid spotlight 18W



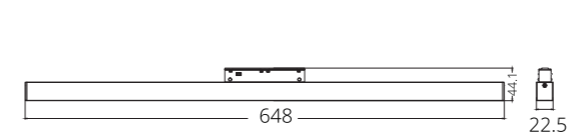
Grid spotlight 24W



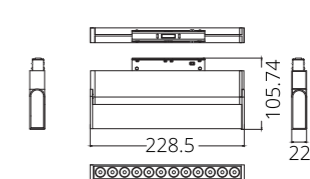
Grid spotlight 30W



Grid spotlight 36W



Adjustable Grid spotlight 12W





Simon | Strip 24V

CS20A 24V LED Strip



Features

-  IP65
Outdoor usage*
-  CRI > 90
-  50/100mm Cutable
-  30000h
-  10m/roll
-  No voltage
drop 10m*

Certification



Optional

-  DALI 2.0
-  0-10V

Specification

-  DC24V
-  Indoor
-  IP20
-  IP65
-  -10~40°C
Ta
-  Ra > 90
-  R9 > 50
-  ≤ 5
SDCM


Order Code	Description	Power	Color temperature	Luminous flux (lm)	Luminous efficacy (lm/W)	min cut length/mm	Product Size (L×W×Tmm)	Pcs/Carton	Carton size (L*W*H mm)
N6824-0229	CS20A 24V LED Strip 5W/M-10M 60L 3000K IP20	5W/meter	3000K	465lm	95lm/W	100	10000×8×1.5	40	460×320×240
N6824-0230	CS20A 24V LED Strip 5W/M-10M 60L 3500K IP20	5W/meter	3500K	480lm	100lm/W	100	10000×8×1.5	40	460×320×240
N6824-0231	CS20A 24V LED Strip 5W/M-10M 60L 4000K IP20	5W/meter	4000K	500lm	100lm/W	100	10000×8×1.5	40	460×320×240
N6824-0253	CS20A 24V LED Strip 5W/M-10M 120L 2700K IP20	5W/meter	2700K	450lm	90lm/W	50	10000×8×1.5	40	460×320×240
N6824-0232	CS20A 24V LED Strip 5W/M-10M 120L 3000K IP20	5W/meter	3000K	465lm	95lm/W	50	10000×8×1.5	40	460×320×240
N6824-0233	CS20A 24V LED Strip 5W/M-10M 120L 3500K IP20	5W/meter	3500K	480lm	100lm/W	50	10000×8×1.5	40	460×320×240
N6824-0234	CS20A 24V LED Strip 5W/M-10M 120L 4000K IP20	5W/meter	4000K	500lm	100lm/W	50	10000×8×1.5	40	460×320×240
N6824-0254	CS20A 24V LED Strip 10W/M-10M 120L 2700K IP20	10W/meter	2700K	900lm	90lm/W	50	10000×8×1.5	40	460×320×240
N6824-0235	CS20A 24V LED Strip 10W/M-10M 120L 3000K IP20	10W/meter	3000K	930lm	95lm/W	50	10000×8×1.5	40	460×320×240
N6824-0236	CS20A 24V LED Strip 10W/M-10M 120L 3500K IP20	10W/meter	3500K	960lm	100lm/W	50	10000×8×1.5	40	460×320×240
N6824-0237	CS20A 24V LED Strip 10W/M-10M 120L 4000K IP20	10W/meter	4000K	990lm	100lm/W	50	10000×8×1.5	40	460×320×240
N6824-0255	CS20A 24V LED Strip 12W/M-10M 120L 2700K IP20	12W/meter	2700K	1060lm	90lm/W	50	10000×8×1.5	40	460×320×240
N6824-0238	CS20A 24V LED Strip 12W/M-10M 120L 3000K IP20	12W/meter	3000K	1080lm	90lm/W	50	10000×8×1.5	40	460×320×240
N6824-0239	CS20A 24V LED Strip 12W/M-10M 120L 3500K IP20	12W/meter	3500K	1120lm	95lm/W	50	10000×8×1.5	40	460×320×240
N6824-0240	CS20A 24V LED Strip 12W/M-10M 120L 4000K IP20	12W/meter	4000K	1155lm	100lm/W	50	10000×8×1.5	40	460×320×240
N6824-0241	CS20A 24V LED Strip 5W/M-10M 60L 3000K IP65	5W/meter	3000K	460lm	95lm/W	100	10000×10×4	40	560×380×305
N6824-0242	CS20A 24V LED Strip 5W/M-10M 60L 3500K IP65	5W/meter	3500K	470lm	95lm/W	100	10000×10×4	40	560×380×305
N6824-0243	CS20A 24V LED Strip 5W/M-10M 60L 4000K IP65	5W/meter	4000K	490lm	100lm/W	100	10000×10×4	40	560×380×305
N6824-0244	CS20A 24V LED Strip 5W/M-10M 120L 3000K IP65	5W/meter	3000K	460lm	95lm/W	50	10000×10×4	40	560×380×305
N6824-0245	CS20A 24V LED Strip 5W/M-10M 120L 3500K IP65	5W/meter	3500K	470lm	95lm/W	50	10000×10×4	40	560×380×305

*Can be used in humid environments, only the light strip part,the plug and connection must be sealed with glue if used outdoor

Specification

Order Code	Description	Power	Color temperature	Luminous flux (lm)	Luminous efficacy (lm/W)	min cut length/mm	Product Size (L*W*Tmm)	Pcs/Carton	Carton size (L*W*H mm)
N6824-0246	CS20A 24V LED Strip 5W/M-10M 120L 4000K IP65	5W/meter	4000K	490lm	100lm/W	50	10000×10×4	40	560×380×305
N6824-0247	CS20A 24V LED Strip 10W/M-10M 120L 3000K IP65	10W/meter	3000K	880lm	90lm/W	50	10000×10×4	40	560×380×305
N6824-0248	CS20A 24V LED Strip 10W/M-10M 120L 3500K IP65	10W/meter	3500K	900lm	90lm/W	50	10000×10×4	40	560×380×305
N6824-0249	CS20A 24V LED Strip 10W/M-10M 120L 4000K IP65	10W/meter	4000K	940lm	95lm/W	50	10000×10×4	40	560×380×305
N6824-0250	CS20A 24V LED Strip 12W/M-10M 120L 3000K IP65	12W/meter	3000K	1060lm	90lm/W	50	10000×10×4	40	560×380×305
N6824-0251	CS20A 24V LED Strip 12W/M-10M 120L 3500K IP65	12W/meter	3500K	1080lm	90lm/W	50	10000×10×4	40	560×380×305
N6824-0252	CS20A 24V LED Strip 12W/M-10M 120L 4000K IP65	12W/meter	4000K	1130lm	95lm/W	50	10000×10×4	40	560×380×305

Accessory



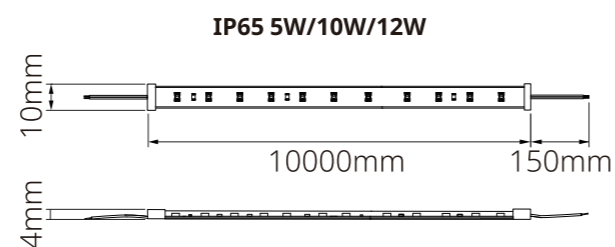
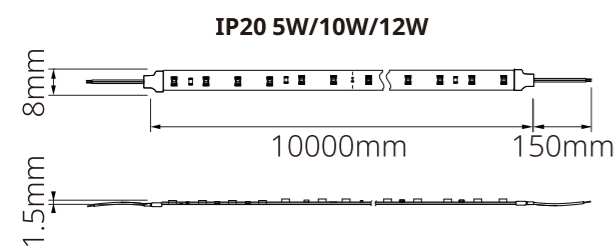
Order Code	Product Description
N68C4-0039	CS20A 8mm Power connector
N68C4-0044	CS20A 8mm Middle connector
N6600-0938	Clip accessory W10mm
N6600-0939	End cap W10mm
N6600-0942	Silicon glue

Aluminum Housing with PC Cover for Low Voltage Strip



Order Code	Product Description	Dimension (mm)	Material
N6600-0992	Strip housing L1000×W10×H10 Surface	L1000×W10×H10	Surface
N6600-0996	Strip housing L1000×W17×H14 Surface	L1000×W17×H14	Surface
N6600-1000	Strip housing L1000×W20×H20 Surface	L1000×W20×H20	Surface
N6600-0994	Strip housing L1000×W10×H10 Recessed	L1000×W10×H10	Recessed
N6600-0998	Strip housing L1000×W25×H15 Recessed	L1000×W25×H15	Recessed
N6600-1002	Strip housing L1000×W20×H20 Recessed	L1000×W20×H20	Recessed
N6600-1004	Strip housing L1000×W16×H16 Corner	L1000×W16×H16	Corner
N6600-1006	Strip housing L1000×W56×H15 Frameless recessed	L1000×W56×H15	Frameless recessed

Dimensional Drawing:



SS22 24V LED Strip



Features



Optional



Certification



5m /Roll	IP20 IP44	INSTL Surface	CRI ≥80/90	Lifetime 25000h
----------	-----------	---------------	------------	-----------------

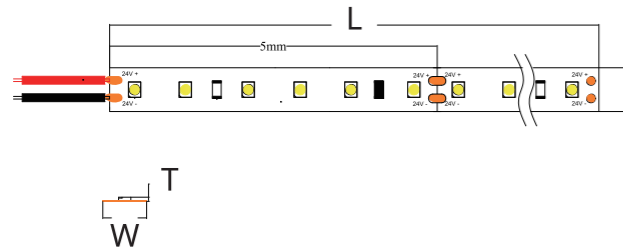
Specification

Order Code	Description	Power	Color temperature	Luminous flux (lm)	Luminous efficacy (lm/W)	min cut length/mm	Product Size (L*W*Tmm)	Pcs/Carton	Carton size (L*W*H mm)
N68E0-0034	Valor LED Strip SS22 24V 60L 8mm 8W 2700K IP20 5M	8W/meter	2700K	750lm	95lm/W	100	5000×8×1.2	40 Roll	330×290×170
N68E0-0035	Valor LED Strip SS22 24V 60L 8mm 8W 3000K IP20 5M	8W/meter	3000K	750lm	95lm/W	100	5000×8×1.2	40 Roll	330×290×170
N68E0-0036	Valor LED Strip SS22 24V 60L 8mm 8W 4000K IP20 5M	8W/meter	4000K	800lm	100lm/W	100	5000×8×1.2	40 Roll	330×290×170
N68E0-0037	Valor LED Strip SS22 24V 60L 8mm 8W 6500K IP20 5M	8W/meter	6500K	800lm	100lm/W	100	5000×8×1.2	40 Roll	330×290×170
N68E0-0022	Valor COB Strip SS22 24V 256L 8mm 10W 2700K IP20 5M Ra90	10W/meter	2700K	950lm	95lm/W	62.5	5000×8×2	40 Roll	330×290×170
N68E0-0023	Valor COB Strip SS22 24V 256L 8mm 10W 3000K IP20 5M Ra90	10W/meter	3000K	950lm	95lm/W	62.5	5000×8×2	40 Roll	330×290×170
N68E0-0024	Valor COB Strip SS22 24V 256L 8mm 10W 4000K IP20 5M Ra90	10W/meter	4000K	1000lm	100lm/W	62.5	5000×8×2	40 Roll	330×290×170
N68E0-0025	Valor COB Strip SS22 24V 256L 8mm 10W 6500K IP20 5M Ra90	10W/meter	6500K	1000lm	100lm/W	62.5	5000×8×2	40 Roll	330×290×170
N68E0-0030	Valor COB Strip SS22 24V 512L 8mm 12W 2700K IP20 5M Ra90	12W/meter	2700K	1150lm	95lm/W	25	5000×8×2	40 Roll	330×290×170
N68E0-0031	Valor COB Strip SS22 24V 512L 8mm 12W 3000K IP20 5M Ra90	12W/meter	3000K	1150lm	95lm/W	25	5000×8×2	40 Roll	330×290×170
N68E0-0032	Valor COB Strip SS22 24V 512L 8mm 12W 4000K IP20 5M Ra90	12W/meter	4000K	1200lm	100lm/W	25	5000×8×2	40 Roll	330×290×170
N68E0-0033	Valor COB Strip SS22 24V 512L 8mm 12W 6500K IP20 5M Ra90	12W/meter	6500K	1200lm	100lm/W	25	5000×8×2	40 Roll	330×290×170
N68E0-0042	Valor LED Strip SS22 24V 120L 8mm 12W 2700K IP20 5M	12W/meter	2700K	1150lm	95lm/W	50	5000×8×1.2	40 Roll	330×290×170
N68E0-0043	Valor LED Strip SS22 24V 120L 8mm 12W 3000K IP20 5M	12W/meter	3000K	1150lm	95lm/W	50	5000×8×1.2	40 Roll	330×290×170
N68E0-0044	Valor LED Strip SS22 24V 120L 8mm 12W 4000K IP20 5M	12W/meter	4000K	1200lm	100lm/W	50	5000×8×1.2	40 Roll	330×290×170
N68E0-0045	Valor LED Strip SS22 24V 120L 8mm 12W 6500K IP20 5M	12W/meter	6500K	1200lm	100lm/W	50	5000×8×1.2	40 Roll	330×290×170
N68E0-0046	Valor LED Strip SS22 24V 120L 8mm 12W 2700K IP44 5M	12W/meter	2700K	1020lm	85lm/W	50	5000×10.5×4	40 Roll	460×320×240
N68E0-0047	Valor LED Strip SS22 24V 120L 8mm 12W 3000K IP44 5M	12W/meter	3000K	1020lm	85lm/W	50	5000×10.5×4	40 Roll	460×320×240

Specification

Order Code	Description	Power	Color temperature	Luminous flux (lm)	Luminous efficacy (lm/W)	min cut length/mm	Product Size (L×W×Tmm)	Pcs/Carton	Carton size (L*W*H mm)
N68E0-0048	Valor LED Strip SS22 24V 120L 8mm 12W 4000K IP44 5M	12W/meter	4000K	1080lm	90lm/W	50	5000×10.5×4	40 Roll	460×320×240
N68E0-0049	Valor LED Strip SS22 24V 120L 8mm 12W 6500K IP44 5M	12W/meter	6500K	1080lm	90lm/W	50	5000×10.5×4	40 Roll	460×320×240
N68E0-0038	Valor LED Strip SS22 24V 60L 8mm 8W 2700K IP44 5M	8W/meter	2700K	680lm	85lm/W	100	5000×10.5×4	40 Roll	330×290×170
N68E0-0039	Valor LED Strip SS22 24V 60L 8mm 8W 3000K IP44 5M	8W/meter	3000K	680lm	85lm/W	100	5000×10.5×4	40 Roll	330×290×170
N68E0-0040	Valor LED Strip SS22 24V 60L 8mm 8W 4000K IP44 5M	8W/meter	4000K	720lm	90lm/W	100	5000×10.5×4	40 Roll	330×290×170
N68E0-0041	Valor LED Strip SS22 24V 60L 8mm 8W 6500K IP44 5M	8W/meter	6500K	720lm	90lm/W	100	5000×10.5×4	40 Roll	330×290×170

Dimensional Drawing:



24V Constant Voltage Driver

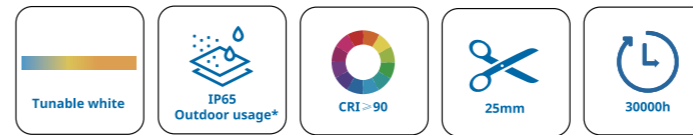
Order Code	Product Description	Output Power (MAX)	Nominal Voltage	Output Current (mA)	Product Size
N6524-0456	LED DriverCV 24V40W on-off	40W	24V	1.67A	100×45×25
N6524-0457	LED DriverCV 24V60W on-off	60W	24V	2.5A	160×50×31
N6524-0458	LED DriverCV 24V150W on-off	150W	24V	6.3A	220×50×32
N6524-0463	LED DriverCV 24V250W on-off	250W	24V	10.5A	220×50×32



SS36 24V LED Strip



Features



Optional



Certification



Specification

DC24V	Indoor	IP20	IP65	-10~40°C	Ra>95	R9>85	≤5
		IP	IP	Ta	CRI		SDCM

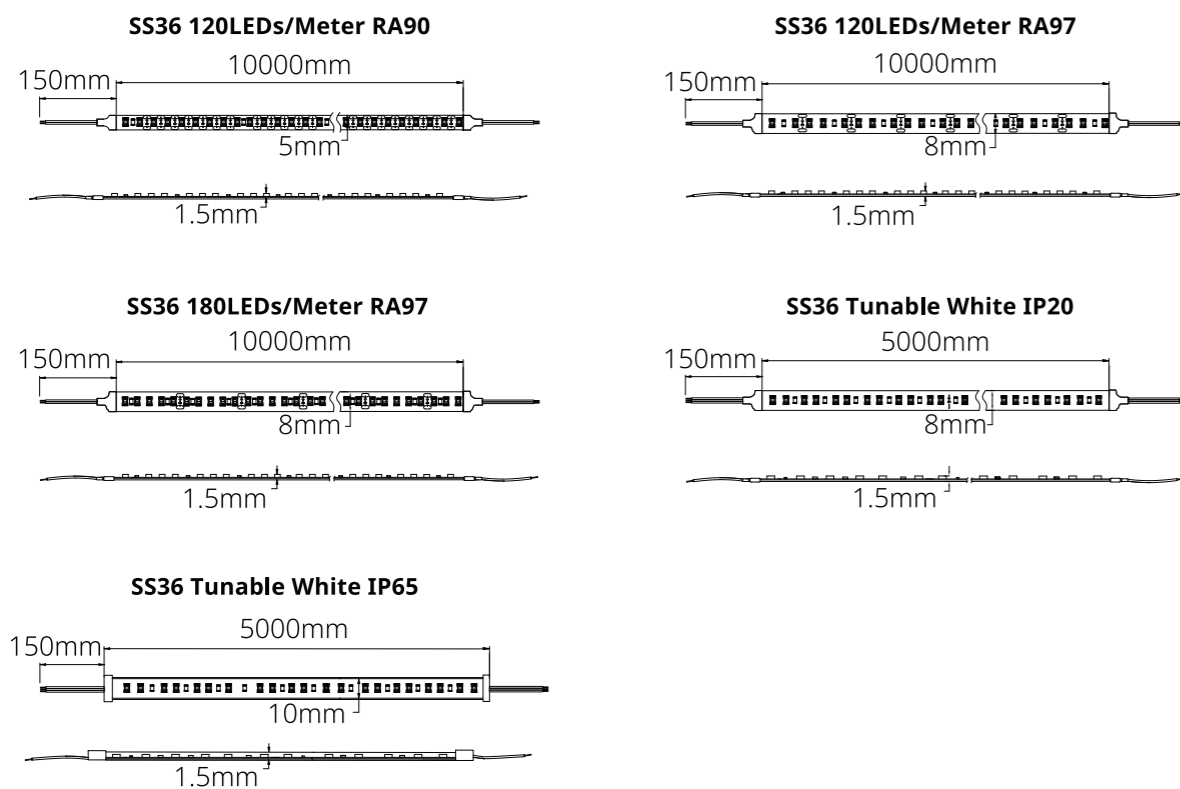
Order Code	Description	Power	Color temperature	Luminous flux (lm)	Luminous efficacy (lm/W)	min cut length/mm	Product Size (L×W×Tmm)	Pcs/Carton	Carton size (L*W*H mm)
N6824-0256	SS36 24V LED Strip 12W/M-5M 120L 2700-5700K Ra97 IP20	12W/meter	2700-5700K	960lm	85lm/W	31	5000×8×1.5	40 Roll	460×320×240
N6824-0257	SS36 24V LED Strip 12W/M-5M 120L 2700-5700K Ra97 IP65	12W/meter	2700-5700K	420lm	80lm/W	31	5000×8×4	40 Roll	380×560×305
N6824-0258	SS36 24V LED Strip 120L 5mm 5W/M-10M 2700K Ra90 IP20	5W/meter	2700K	430lm	85lm/W	8.2	10000×5×1.5	40 Roll	460×320×240
N6824-0259	SS36 24V LED Strip 120L 5mm 5W/M-10M 3000K Ra90 IP20	5W/meter	3000K	440lm	90lm/W	8.2	10000×5×1.5	40 Roll	460×320×240
N6824-0260	SS36 24V LED Strip 120L 5mm 5W/M-10M 3500K Ra90 IP20	5W/meter	3500K	450lm	90lm/W	8.2	10000×5×1.5	40 Roll	460×320×240
N6824-0261	SS36 24V LED Strip 120L 5mm 5W/M-10M 4000K Ra90 IP20	5W/meter	4000K	810lm	90lm/W	8.2	10000×5×1.5	40 Roll	460×320×240
N6824-0262	SS36 24V LED Strip 120L 5mm 10W/M-10M 2700K Ra90 IP20	10W/meter	2700K	820lm	85lm/W	8.2	10000×5×1.5	40 Roll	460×320×240
N6824-0263	SS36 24V LED Strip 120L 5mm 10W/M-10M 3000K Ra90 IP20	10W/meter	3000K	830lm	85lm/W	8.2	10000×5×1.5	40 Roll	460×320×240
N6824-0264	SS36 24V LED Strip 120L 5mm 10W/M-10M 3500K Ra90 IP20	10W/meter	3500K	850lm	90lm/W	8.2	10000×5×1.5	40 Roll	460×320×240
N6824-0265	SS36 24V LED Strip 120L 5mm 10W/M-10M 4000K Ra90 IP20	10W/meter	4000K	950lm	90lm/W	8.2	10000×5×1.5	40 Roll	460×320×240
N6824-0266	SS36 24V LED Strip 180L 8mm 12W/M-10M 2700K Ra97 IP20	12W/meter	2700K	970lm	80lm/W	33	10000×8×1.5	40 Roll	460×320×240
N6824-0267	SS36 24V LED Strip 180L 8mm 12W/M-10M 3000K Ra97 IP20	12W/meter	3000K	980lm	85lm/W	33	10000×8×1.5	40 Roll	460×320×240
N6824-0268	SS36 24V LED Strip 180L 8mm 12W/M-10M 3500K Ra97 IP20	12W/meter	3500K	1000lm	85lm/W	33	10000×8×1.5	40 Roll	460×320×240
N6824-0269	SS36 24V LED Strip 180L 8mm 12W/M-10M 4000K Ra97 IP20	12W/meter	4000K	950lm	90lm/W	33	10000×8×1.5	40 Roll	460×320×240
N6824-0270	SS36 24V LED Strip 120L 8mm 12W/M-10M 2700K Ra97 IP20	12W/meter	2700K	970lm	80lm/W	25	10000×8×1.5	40 Roll	460×320×240
N6824-0271	SS36 24V LED Strip 120L 8mm 12W/M-10M 3000K Ra97 IP20	12W/meter	3000K	980lm	85lm/W	25	10000×8×1.5	40 Roll	460×320×240
N6824-0272	SS36 24V LED Strip 120L 8mm 12W/M-10M 3500K Ra97 IP20	12W/meter	3500K	1000lm	85lm/W	25	10000×8×1.5	40 Roll	460×320×240
N6824-0273	SS36 24V LED Strip 120L 8mm 12W/M-10M 4000K Ra97 IP20	12W/meter	4000K	1150lm	90lm/W	25	10000×8×1.5	40 Roll	460×320×240

*Can be used in humid environments, only the light strip part, the plug and connection must be sealed with glue if used outdoor

Accessory

Order Code	Description
N6600-1083	8mm End connector- single wiring(For tubeWH)
N6600-1084	8mm Middle connector(For tubeWH)
N6600-1097	8mm End connector- single wiring(For 180L)
N6600-1098	8mm Middle connector(For 180L)
N6600-1099	5mm End connector- single wiring
N6600-1100	5mm Middle connector

Dimensional Drawing:




24V Constant Voltage Driver

Order Code	Product Description	Output Power (MAX)	Nominal Voltage	Output Current (mA)	Product Size
N6524-0456	LED DriverCV 24V40W on-off	40W	24V	1.67A	100×45×25
N6524-0457	LED DriverCV 24V60W on-off	60W	24V	2.5A	160×50×31
N6524-0458	LED DriverCV 24V150W on-off	150W	24V	6.3A	220×50×32
N6524-0463	LED DriverCV 24V250W on-off	250W	24V	10.5A	220×50×32



SS52C 24V LED Strip



Features



Certification



Optional



Specification

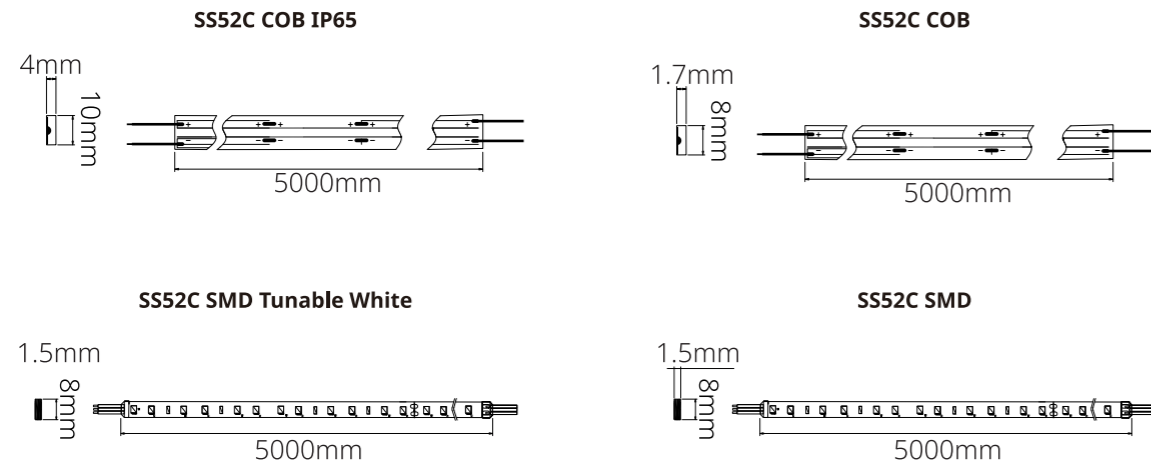
DC 24V	Indoor	IP20	-20~40°C	>50	<5	Lifetime 50000h
		IP	Ta	R9	SDCM	

Order Code	Description	Power	Color temperature	Luminous flux (lm)	Luminous efficacy (lm/W)	min cut length/mm	Product Size (L*W*Tmm)	Pcs/Carton	Carton size (L*W*H mm)
N68E0-0103	SS52C 24V Strip 5W/M-5M 120L 8mm 3000K	5W/meter	3000K	440lm	88lm/W	50	5000×8×1.5	40 Roll	420×235×225
N68E0-0104	SS52C 24V Strip 5W/M-5M 120L 8mm 4000K	5W/meter	4000K	450lm	90lm/W	50	5000×8×1.5	40 Roll	420×235×225
N68E0-0105	SS52C 24V Strip 5W/M-5M 120L 8mm 6500K	5W/meter	6500K	450lm	90lm/W	50	5000×8×1.5	40 Roll	420×235×225
N68E0-0109	SS52C COB 24V Strip 8W/M-5M 320L 8mm 3000K	8W/meter	3000K	720lm	90lm/W	50	5000×8×1.5	40 Roll	420×235×225
N68E0-0110	SS52C COB 24V Strip 8W/M-5M 320L 8mm 4000K	8W/meter	4000K	760lm	95lm/W	50	5000×8×1.5	40 Roll	420×235×225
N68E0-0111	SS52C COB 24V Strip 8W/M-5M 320L 8mm 6500K	8W/meter	6500K	760lm	95lm/W	50	5000×8×1.5	40 Roll	420×235×225
N68E0-0112	SS52C 24V Strip 10W/M 60L+60L 8mm 2700K+6500K	10W/meter	2700K-6500K	700-750lm	70-75 lm/W	50	5000×8×1.5	40 Roll	420×235×225
N68E0-0100	SS52C 24V Strip 10W/M-5M 120L 8mm 3000K	10W/meter	3000K	900lm	90lm/W	50	5000×8×1.5	40 Roll	420×235×225
N68E0-0101	SS52C 24V Strip 10W/M-5M 120L 8mm 4000K	10W/meter	4000K	950lm	95lm/W	50	5000×8×1.5	40 Roll	420×235×225
N68E0-0102	SS52C 24V Strip 10W/M-5M 120L 8mm 6500K	10W/meter	6500K	950lm	95lm/W	50	5000×8×1.5	40 Roll	420×235×225
N68E0-0106	SS52C COB 24V Strip 13W/M-5M 320L 8mm 3000K	13W/meter	3000K	1040lm	80lm/W	50	5000×8×1.5	40 Roll	420×235×225
N68E0-0107	SS52C COB 24V Strip 13W/M-5M 320L 8mm 4000K	13W/meter	4000K	1105lm	85lm/W	50	5000×8×1.5	40 Roll	420×235×225
N68E0-0108	SS52C COB 24V Strip 13W/M-5M 320L 8mm 6500K	13W/meter	6500K	1105lm	85lm/W	50	5000×8×1.5	40 Roll	420×235×225

Accessory

Order Code	Description
N6600-1083	8mm End connector- single wiring(For tubeWH)
N6600-1084	8mm Middle connector(For tubeWH)
N6600-1097	8mm End connector- single wiring(For 180L)
N6600-1098	8mm Middle connector(For 180L)
N6600-1099	5mm End connector- single wiring
N6600-1100	5mm Middle connector

Dimensional Drawing:



24V Constant Voltage Driver

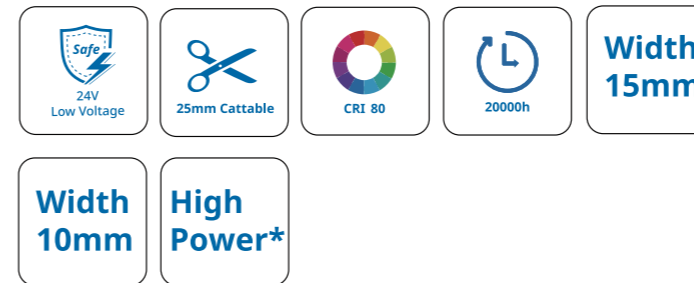
Order Code	Product Description	Output Power (MAX)	Nominal Voltage	Output Current (mA)	Product Size
N6524-0456	LED DriverCV 24V40W on-off	40W	24V	1.67A	100×45×25
N6524-0457	LED DriverCV 24V60W on-off	60W	24V	2.5A	160×50×31
N6524-0458	LED DriverCV 24V150W on-off	150W	24V	6.3A	220×50×32
N6524-0463	LED DriverCV 24V250W on-off	250W	24V	10.5A	220×50×32



SS20 24V LED Strip



Features



Certification



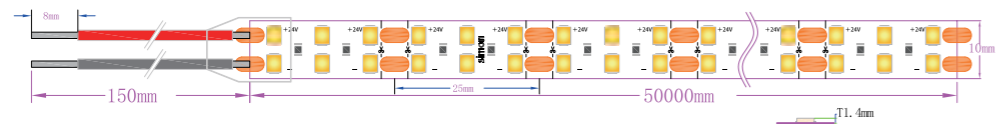
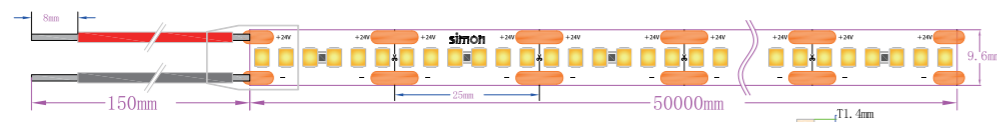
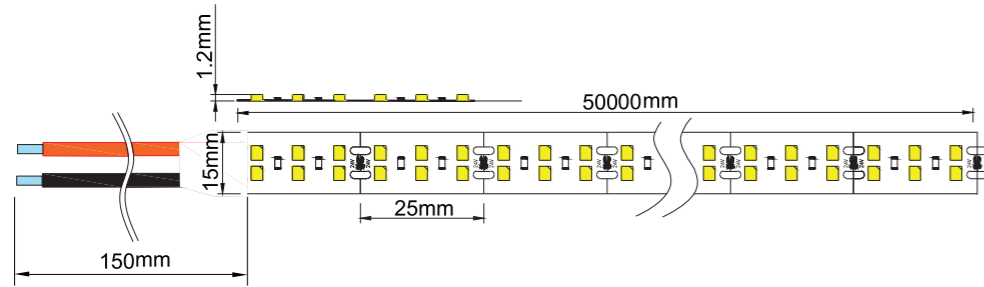
Israel Specification



Order Code	Description	Power	Color temperature	Luminous flux (lm)	Luminous efficacy (lm/W)	min cut length/mm	Product Size (L×W×Tmm)	Pcs/Carton	Carton size (L*W*H mm)
N68E0-0152	SS20 24V LED Strip 20W/M-50M 240L 9.6mm 3000K IP20	20W/meter	3000K	2100lm	105lm/W	25	50000×9.6×1.4	40 Roll	330×290×170
N68E0-0153	SS20 24V LED Strip 20W/M-50M 240L 9.6mm 4000K IP20	20W/meter	4000K	2300lm	115lm/W	25	50000×9.6×1.4	40 Roll	330×290×170
N68E0-0154	SS20 24V LED Strip 20W/M-50M 240L 9.6mm 6500K IP20	20W/meter	6000K	2300lm	115lm/W	25	50000×9.6×1.4	40 Roll	330×290×170
N68E0-0155	SS20 24V Dual-row LED Strip 20W/M-50M 240L 10mm 3000K IP20	20W/meter	3000K	2100lm	105lm/W	25	50000×10×1.4	40 Roll	330×290×170
N68E0-0156	SS20 24V Dual-row LED Strip 20W/M-50M 240L 10mm 4000K IP20	20W/meter	4000K	2300lm	115lm/W	25	50000×10×1.4	40 Roll	330×290×170
N68E0-0157	SS20 24V Dual-row LED Strip 20W/M-50M 240L 10mm 6500K IP20	20W/meter	6000K	2300lm	115lm/W	25	50000×10×1.4	40 Roll	330×290×170
N68E0-0158	SS20 24V Dual-row LED Strip 20W/M-50M 240L 15mm 3000K IP20	20W/meter	3000K	2100lm	105lm/W	25	50000×15×1.4	40 Roll	330×290×170
N68E0-0159	SS20 24V Dual-row LED Strip 20W/M-50M 240L 15mm 4000K IP20	20W/meter	4000K	2300lm	115lm/W	25	50000×15×1.4	40 Roll	330×290×170
N68E0-0160	SS20 24V Dual-row LED Strip 20W/M-50M 240L 15mm 6500K IP20	20W/meter	6000K	2300lm	115lm/W	25	50000×15×1.4	40 Roll	330×290×170

* The 20W specification is a customized claim. The actual product wattage requires further communication.

Dimensional Drawing:



24V Constant Voltage Driver

Order Code	Product Description	Output Power (MAX)	Nominal Voltage	Output Current (mA)	Product Size
N6524-0456	LED DriverCV 24V40W on-off	40W	24V	1.67A	100×45×25
N6524-0457	LED DriverCV 24V60W on-off	60W	24V	2.5A	160×50×31
N6524-0458	LED DriverCV 24V150W on-off	150W	24V	6.3A	220×50×32
N6524-0463	LED DriverCV 24V250W on-off	250W	24V	10.5A	220×50×32



SS22 COB 24V LED Strip



Features



Certification



Specification

Order Code	Description	Power	Color temperature	Luminous flux (lm)	Luminous efficacy (lm/W)	min cut length/mm	Product Size (L×W×Tmm)	Pcs/Carton	Carton size (L*W*H mm)
N68E0-0094	SS22 COB 24V Strip 10W/M-5M 320L 8mm 3000K	10W/meter	3000K	900lm	90lm/W	50	5000×8×1.6	40Roll	325×325×120
N68E0-0095	SS22 COB 24V Strip 10W/M-5M 320L 8mm 4000K	10W/meter	4000K	1100lm	110lm/W	50	5000×8×1.6	40Roll	325×325×120
N68E0-0096	SS22 COB 24V Strip 10W/M-5M 320L 8mm 6500K	10W/meter	6500K	1100lm	110lm/W	50	5000×8×1.6	40Roll	325×325×120

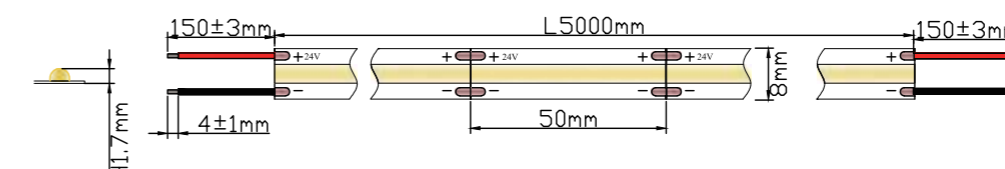
5m /Roll	IP20 IP44	INSTL Surface	CRI ≥ 80	Lifetime 15000h
----------	-----------	---------------	----------	-----------------

Accessory

Order Code	Description
N66E0-0075	COB 8mm end connector-single wiring
N66E0-0076	COB 8mm middle connector



Dimensional Drawing:



24V Constant Voltage Driver

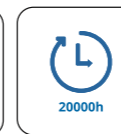
Order Code	Product Description	Output Power (MAX)	Nominal Voltage	Output Current (mA)	Product Size
N6524-0456	LED DriverCV 24V40W on-off	40W	24V	1.67A	100×45×25
N6524-0457	LED DriverCV 24V60W on-off	60W	24V	2.5A	160×50×31
N6524-0458	LED DriverCV 24V150W on-off	150W	24V	6.3A	220×50×32
N6524-0463	LED DriverCV 24V250W on-off	250W	24V	10.5A	220×50×32



SS29 24V LED No Voltage Drop Strip



Features



Certification

Optional



Specification

DC 24V	80 CRI	5cm Cutable	20000h Lifetime	20m /Roll	IP20 IP65	INSTL Surface
--------	-----------	----------------	--------------------	--------------	--------------	------------------

Order Code	Description	Power	Color temperature	Luminous flux (lm)	Luminous efficacy (lm/W)	min cut length/mm	Product Size (L×W×Tmm)	Pcs/Carton	Carton size (L*W*H mm)
N68E0-0129	SS29 24V LED Strip 10W/M-20M 3000K IP20	10W/meter	3000K	1150lm	115lm/W	50	20000×8×1.5	40	340×320×320
N68E0-0130	SS29 24V LED Strip 10W/M-20M 4000K IP20	10W/meter	4000K	1250lm	125lm/W	50	20000×8×1.5	40	340×320×320
N68E0-0131	SS29 24V LED Strip 10W/M-20M 6500K IP20	10W/meter	6500K	1250lm	125lm/W	50	20000×8×1.5	40	340×320×320
N68E0-0132	SS29 24V LED Strip 10W/M-20M 3000K IP65	10W/meter	3000K	1150lm	115lm/W	50	20000×10×4	40	680×360×360
N68E0-0133	SS29 24V LED Strip 10W/M-20M 4000K IP65	10W/meter	4000K	1250lm	125lm/W	50	20000×10×4	40	680×360×360
N68E0-0134	SS29 24V LED Strip 10W/M-20M 6500K IP65	10W/meter	6500K	1250lm	125lm/W	50	20000×10×4	40	680×360×360

* No voltage drop means that through a special technical process, the brightness shows no significant difference between the start and end points over a 20-meter length.

Accessory



Order Code

Product Description

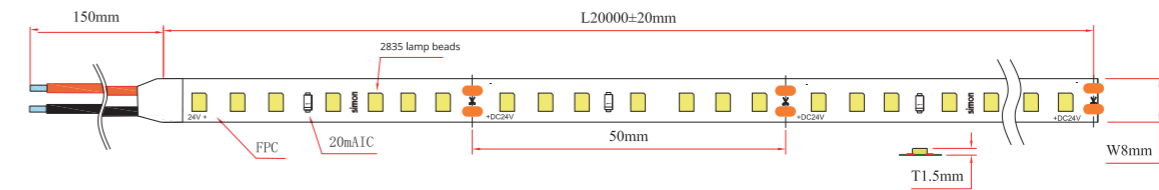
N68C4-0039	CS20A 8mm Power connector
N68C4-0044	CS20A 8mm Middle connector
N6600-0938	Clip accessory W10mm
N6600-0939	End cap W10mm
N6600-0942	Silicon glue

Aluminum Housing with PC Cover for Low Voltage Strip



Order Code	Product Description	Dimension (mm)	Material
N6600-0992	Strip housing L1000×W10×H10 Surface	L1000×W10×H10	Surface
N6600-0993	Strip housing L2000×W10×H10 Surface	L2000×W10×H10	Surface
N6600-0996	Strip housing L1000×W17×H14 Surface	L1000×W17×H14	Surface
N6600-0997	Strip housing L2000×W17×H14 Surface	L2000×W17×H14	Surface
N6600-1000	Strip housing L1000×W20×H20 Surface	L1000×W20×H20	Surface
N6600-1008	Strip housing L2000×W20×H20 Surface	L2000×W20×H20	Surface
N6600-0994	Strip housing L1000×W10×H10 Recessed	L1000×W10×H10	Recessed
N6600-0995	Strip housing L2000×W10×H10 Recessed	L2000×W10×H10	Recessed
N6600-0998	Strip housing L1000×W25×H15 Recessed	L1000×W25×H15	Recessed
N6600-0999	Strip housing L2000×W25×H15 Recessed	L2000×W25×H15	Recessed
N6600-1002	Strip housing L1000×W20×H20 Recessed	L1000×W20×H20	Recessed
N6600-1003	Strip housing L2000×W20×H20 Recessed	L2000×W20×H20	Recessed
N6600-1004	Strip housing L1000×W16×H16 Corner	L1000×W16×H16	Corner
N6600-1005	Strip housing L2000×W16×H16 Corner	L2000×W16×H16	Corner
N6600-1006	Strip housing L1000×W56×H15 Frameless recessed	L1000×W56×H15	Frameless recessed
N6600-1007	Strip housing L2000×W56×H15 Frameless recessed	L2000×W56×H15	Frameless recessed

Dimensional Drawing:



24V Constant Voltage Driver

Order Code	Product Description	Output Power (MAX)	Nominal Voltage	Output Current (mA)	Product Size
N6524-0456	LED DriverCV 24V40W on-off	40W	24V	1.67A	100×45×25
N6524-0457	LED DriverCV 24V60W on-off	60W	24V	2.5A	160×50×31
N6524-0458	LED DriverCV 24V150W on-off	150W	24V	6.3A	220×50×32
N6524-0463	LED DriverCV 24V250W on-off	250W	24V	10.5A	220×50×32



SS26 24V LED NEON Strip



Features



Certification



Specification

DC 24V	CRI 80	5cm Cutable	Lifetime 20000h	Dimmable option*
-----------	-----------	----------------	--------------------	---------------------

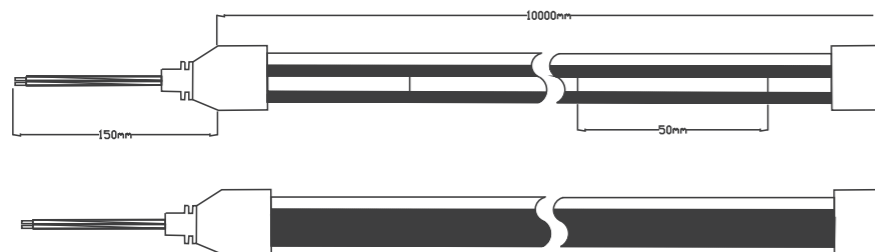
Order Code	Description	Power	Color temperature	Luminous flux (lm)	Luminous efficacy (lm/W)	min cut length/mm	Product Size (L×W×Tmm)	Pcs/Carton	Carton size (L*W*H mm)
N68E0-0119	SS26 LED Neon Strip 24V 8W/M-10M 3000K 6×13mm	8W/meter	3000K	240lm	30lm/W	50	5000×6×13	40Roll	520×460×365
N68E0-0120	SS26 LED Neon Strip 24V 8W/M-10M 4000K 6×13mm	8W/meter	4000K	250lm	35m/W	50	5000×6×13	40Roll	520×460×365
N68E0-0121	SS26 LED Neon Strip 24V 8W/M-10M 6500K 6×13mm	8W/meter	6500K	250lm	35lm/W	50	5000×6×13	40Roll	520×460×365

Accessory

Order Code	Description
N66E0-1490	SS26 accessory pack for 6×13 (end connector*1; end cap*1; glue*1; clip*20; screw*20)



Dimensional Drawing:




24V Constant Voltage Driver

Order Code	Product Description	Output Power (MAX)	Nominal Voltage	Output Current (mA)	Product Size
N6524-0456	LED DriverCV 24V40W on-off	40W	24V	1.67A	100×45×25
N6524-0457	LED DriverCV 24V60W on-off	60W	24V	2.5A	160×50×31
N6524-0458	LED DriverCV 24V150W on-off	150W	24V	6.3A	220×50×32
N6524-0463	LED DriverCV 24V250W on-off	250W	24V	10.5A	220×50×32

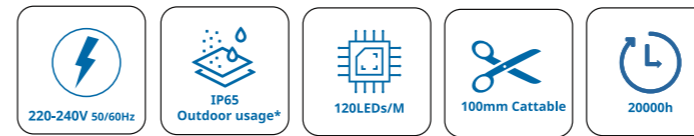




CH16 LED HV Strip



Features



Certification



Specification

AC220-240V 50/60Hz	PF 0.9	Cutting unit: 100cm	IP65* with proper installation	CRI 80	Lifetime 20000h
-----------------------	-----------	---------------------------	--------------------------------------	-----------	--------------------

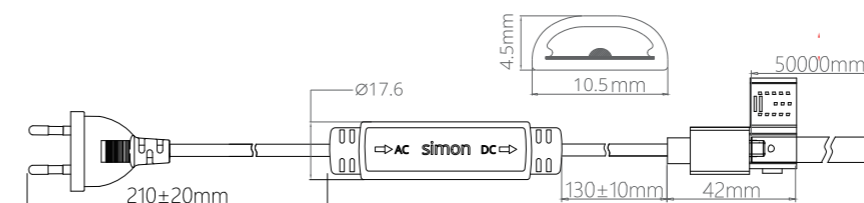
Order Code	Description	Power	Color temperature	Luminous flux (lm)	Luminous efficacy (lm/W)	min cut length/mm	Product Size (L*W*H mm)	Pcs/Carton	Carton size (L*W*H mm)
N68E0-0074	CH16 HV Strip 9W/M-50M 2835-120L 8mm 3000K	9/meter	3000K	760	85	1000	50000*10*4	1 roll	325*325*90
N68E0-0075	CH16 HV Strip 9W/M-50M 2835-120L 8mm 4000K	9/meter	4000K	760	85	1000	50000*10*4	1 roll	325*325*90
N68E0-0076	CH16 HV Strip 9W/M-50M 2835-120L 8mm 6500K	9/meter	6500K	760	85	1000	50000*10*4	1 roll	325*325*90
N68E0-0097	CH16 HV Strip 9W/M-50M 2835-120L 8mm RED	9/meter	Red	-	-	1000	50000*10*4	1 roll	325*325*90
N68E0-0098	CH16 HV Strip 9W/M-50M 2835-120L 8mm GREEN	9/meter	Green	-	-	1000	50000*10*4	1 roll	325*325*90
N68E0-0099	CH16 HV Strip 9W/M-50M 2835-120L 8mm BLUE	9/meter	Blue	-	-	1000	50000*10*4	1 roll	325*325*90

*Can be used in humid environments, only the light strip part, the plug and connection must be sealed with glue if used outdoor

Accessory

Order Code	Description
N68E0-0084	CH16 Strip Accessory Kit (With EU plug) (1 driver with EU plug, 1 insulation tail cap; 8 fixing clip, 1 mid connector)
N68E0-0085	CH16 Strip Accessory Kit (Without EU plug) (1 driver without EU plug, 1 insulation tail cap; 8 fixing clip, 1 mid connector)

Dimensional Drawing:



Simon | Strip 220V-240V

CH22B LED HV Strip



Features



Certification



Specification

AC220-240V 50/60Hz	PF 0.9	SDCM < 5	IP65* with proper installation	CRI > 80	Lifetime 15000h
-----------------------	-----------	-------------	--------------------------------------	-------------	--------------------

Order Code	Description	Power	Color temperature	Luminous flux (lm)	Luminous efficacy (lm/W)	min cut length/mm	Product Size (L×W×Tmm)	Pcs/Carton	Carton size (L*W*H mm)
N68E0-0064	Valor LED CH22 B HV-Strip 11W/M-50M 2835-120 3000K	11W	3000K	900lm	85lm/W	1000	50000×15×6.5	1 roll	330×330×170
N68E0-0065	Valor LED CH22 B HV-Strip 11W/M-50M 2835-120 4000K	11W	4000K	900lm	85lm/W	1000	50000×15×6.5	1 roll	330×330×170
N68E0-0066	Valor LED CH22 B HV-Strip 11W/M-50M 2835-120 6500K	11W	6500K	900lm	85lm/W	1000	50000×15×6.5	1 roll	330×330×170
N68E0-0067	Valor LED CH22 B HV-Strip 8W/M-50M 2835-120 Blue	8W	Blue	-	-	1000	50000×15×6.5	1 roll	330×330×170
N68E0-0068	Valor LED CH22 B HV-Strip 8W/M-50M 2835-120 Green	8W	Green	-	-	1000	50000×15×6.5	1 roll	330×330×170
N68E0-0069	Valor LED CH22 B HV-Strip 8W/M-50M 2835-120 Red	8W	Red	-	-	1000	50000×15×6.5	1 roll	330×330×170
N68E0-0013	Valor LED CH22 HV-Strip 8W/M-50M 5050-48 RGB	8W	RGB	-	-	1000	50000×15.5×7	1 roll	330×330×170

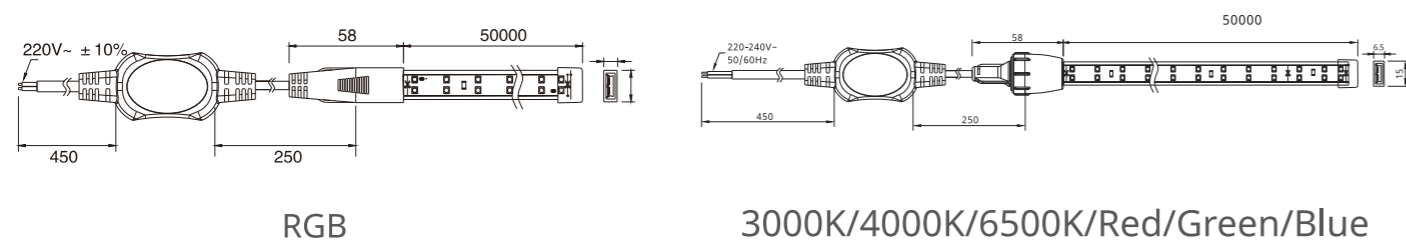
*Can be used in humid environments, only the light strip part, the plug and connection must be sealed with glue if used outdoor

Accessory


Order Code	Description
N68E0-0070	Valor LED CH22 B HV-Strip accessory package(without plug)
N68E0-0071	Valor LED CH22 B HV-Strip accessory package(with EU plug)
N66E0-0003	Valor LED CH22 HV-Strip RGB accessory package(without plug)
N66E0-0004	CH22 RGB remote control



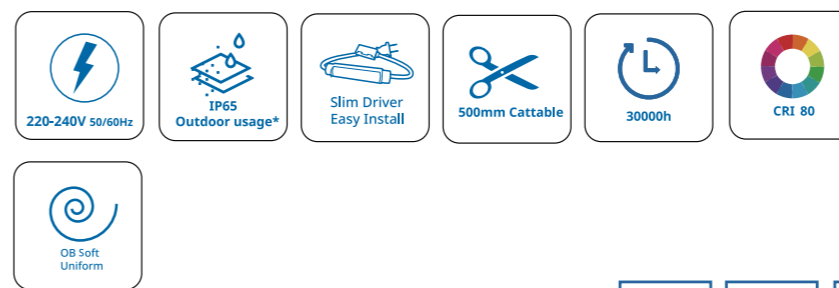
Dimensional Drawing:



SS22 COB LED HV Strip



Features



Certification



Specification

AC220-240V 50/60Hz	PF 0.9	Cutout Unit 500mm	IP65* with proper installation	CRI 90	INSTL Surface	Lifetime 30000h 3/4/6500K	Lifetime 30000h R/G/B
-----------------------	-----------	----------------------	--------------------------------------	-----------	------------------	---------------------------------	-----------------------------

Order Code	Description	Power	Color temperature	Luminous flux (lm)	Luminous efficacy (lm/W)	min cut length/mm	Product Size (L×W×Tmm)	Pcs/Carton	Carton size (L*W*H mm)
N68E0-0077	SS22 COB HV Strip 14W/M-50M 288L 8mm 3000K	14/meter	3000K	800lm	55lm/W	500	50000×12.5×7	1Roll	330×330×130
N68E0-0078	SS22 COB HV Strip 14W/M-50M 288L 8mm 4000K	14/meter	4000K	950lm	60lm/W	500	50000×12.5×7	1Roll	330×330×130
N68E0-0079	SS22 COB HV Strip 14W/M-50M 288L 8mm 6500K	14/meter	6500K	950lm	60lm/W	500	50000×12.5×7	1Roll	330×330×130
N68E0-0080	SS22 COB HV Strip 17W/M-50M 360L 8mm 3000K	17/meter	3000K	1150lm	60lm/W	500	50000×12.5×7	1Roll	330×330×130
N68E0-0081	SS22 COB HV Strip 17W/M-50M 360L 8mm 4000K	17/meter	4000K	1300lm	65lm/W	500	50000×12.5×7	1Roll	330×330×130
N68E0-0082	SS22 COB HV Strip 17W/M-50M 360L 8mm 6500K	17/meter	6500K	1300lm	65lm/W	500	50000×12.5×7	1Roll	330×330×130
N68E0-0088	SS22 COB HV 288L 14W/M-50M 288L 8mm RED	14/meter	Red	-	-	-	50000×12.5×7	1Roll	330×330×130
N68E0-0089	SS22 COB HV 288L 14W/M-50M 288L 8mm GREEN	14/meter	Green	-	-	-	50000×12.5×7	1Roll	330×330×130
N68E0-0090	SS22 COB HV 288L 14W/M-50M 288L 8mm BLUE	14/meter	Blue	-	-	-	50000×12.5×7	1Roll	330×330×130

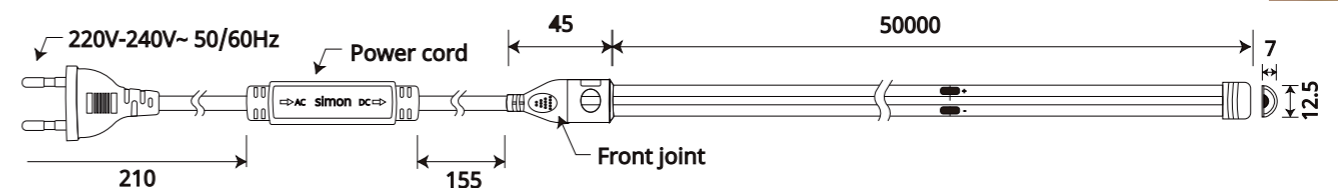
*Can be used in humid environments, only the light strip part, the plug and connection must be sealed with glue if used outdoor

Accessory


Order Code	Description
N66E0-0038	COB Strip Accessory Kit (With EU plug)(1 driver with EU plug, 1 insulation tail cap, 5 fixing clip, 1 mid connector)



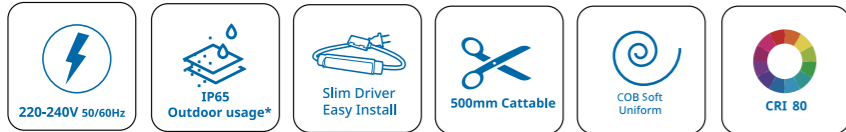
Dimensional Drawing:



CH26 COB LED HV Strip



Features



Certification



Specification *New Addition: 100m/Roll version

AC220-240V 50/60Hz	PF 0.9	Cutout Unit 500mm	IP65* with proper installation	CRI 80	INSTL Surface	Lifetime 30000h
-----------------------	-----------	-------------------------	--------------------------------------	-----------	------------------	--------------------

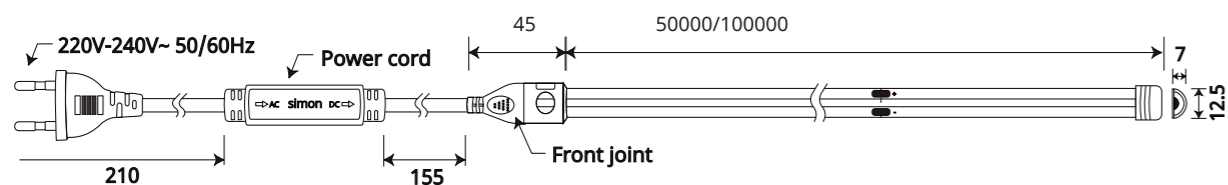
Order Code	Description	Power	Color temperature	Luminous flux (lm)	Luminous efficacy (lm/W)	min cut length/mm	Product Size (L×W×Tmm)	Pcs/Carton	Carton size (L*W*H mm)
N68E0-0162	CH26 COB HV Strip 14W/M-50M 288L 8mm 3000K	14/meter	3000K	770lm	55lm/W	500	50000×12.5×7	1Roll	330×330×130
N68E0-0163	CH26 COB HV Strip 14W/M-50M 288L 8mm 4000K	14/meter	4000K	840lm	60lm/W	500	50000×12.5×7	1Roll	330×330×130
N68E0-0164	CH26 COB HV Strip 14W/M-50M 288L 8mm 6500K	14/meter	6500K	840lm	60lm/W	500	50000×12.5×7	1Roll	330×330×130
N68E0-0165	CH26 COB HV Strip 14W/M-100M 288L 8mm 3000K	14/meter	3000K	770lm	60lm/W	500	100000×12.5×7	1Roll	330×330×205
N68E0-0166	CH26 COB HV Strip 14W/M-100M 288L 8mm 4000K	14/meter	4000K	840lm	65lm/W	500	100000×12.5×7	1Roll	330×330×205
N68E0-0167	CH26 COB HV Strip 14W/M-100M 288L 8mm 6500K	14/meter	6500K	840lm	65lm/W	500	100000×12.5×7	1Roll	330×330×205

*Can be used in humid environments, only the light strip part, the plug and connection must be sealed with glue if used outdoor

Accessory

Order Code	Description	Pcs/Carton	Carton size (L*W*H mm)
N66E0-0038	COB Strip Accessory Kit (With EU plug)(1 driver with EU plug, 1 insulation tail cap; 5 fixing clip, 1 mid connector)	50	330×330×130
N65E0-0167	Flicker free Driver (no plug, for 230V strip, Max 20m)	50	406×216×425

Dimensional Drawing:





Simon | Linear Light

CLL16 LED Linear Light



Features



Certification



Specification



Order Code	Description	Power	Color temperature	Luminous flux (lm)	Luminous efficacy (lm/W)	Product Size (D×W mm)	Pcs/Carton	Carton size (L*W*H mm)
N05E0-0257	CLL16 LED linear light 24W4000K L1180W50 WH	24W	4000K	2400lm	100lm/W	1180×50×42	6	1235×190×165
N05E0-0258	CLL16 LED linear light 24W6500K L1180W50 WH	24W	6500K	2400lm	100lm/W	1180×50×42	6	1235×190×165
N05E0-0259	CLL16 LED linear light 24W4000K L1180W50 BK	24W	4000K	2400lm	100lm/W	1180×50×42	6	1235×190×165
N05E0-0260	CLL16 LED linear light 24W6500K L1180W50 BK	24W	6500K	2400lm	100lm/W	1180×50×42	6	1235×190×165
N05E0-0261	CLL16 LED linear light 24W4000K L1180W70 WH	24W	4000K	2400lm	100lm/W	1180×70×42	6	1235×190×215
N05E0-0262	CLL16 LED linear light 24W6500K L1180W70 WH	24W	6500K	2400lm	100lm/W	1180×70×42	6	1235×190×215
N05E0-0263	CLL16 LED linear light 24W4000K L1180W70 BK	24W	4000K	2400lm	100lm/W	1180×70×42	6	1235×190×215
N05E0-0264	CLL16 LED linear light 24W6500K L1180W70 BK	24W	6500K	2400lm	100lm/W	1180×70×42	6	1235×190×215
N05E0-0254	CLL16 LED linear light 26W4000K L1180 Ra90 WH	26W	4000K	2600lm	100lm/W	1180×100×42	3	1235×190×165
N05E0-0255	CLL16 LED linear light 26W6500K L1180 Ra90 WH	26W	6500K	2600lm	100lm/W	1180×100×42	3	1235×190×165
N05E0-0256	CLL16 LED linear light 26W4000K L1180 Ra90 BK	26W	4000K	2600lm	100lm/W	1180×100×42	3	1235×190×165
N05E0-0253	CLL16 LED linear light 26W6500K L1180 Ra90 BK	26W	6500K	2600lm	100lm/W	1180×100×42	3	1235×190×165
N05E0-0265	CLL16 LED linear light 30W4000K L1180W100 WH	30W	4000K	3000lm	100lm/W	1180×100×42	3	1235×190×165
N05E0-0266	CLL16 LED linear light 30W6500K L1180W100 WH	30W	6500K	3000lm	100lm/W	1180×100×42	3	1235×190×165
N05E0-0267	CLL16 LED linear light 30W4000K L1180W100 BK	30W	4000K	3000lm	100lm/W	1180×100×42	3	1235×190×165
N05E0-0268	CLL16 LED linear light 30W6500K L1180W100 BK	30W	6500K	3000lm	100lm/W	1180×100×42	3	1235×190×165
N05E0-0269	CLL16 LED linear light 34W4000K L1180W120 WH	34W	4000K	3400lm	100lm/W	1180×130×42	3	1235×190×195
N05E0-0270	CLL16 LED linear light 34W6500K L1180W120 WH	34W	6500K	3400lm	100lm/W	1180×130×42	3	1235×190×195
N05E0-0271	CLL16 LED linear light 34W4000K L1180W120 BK	34W	4000K	3400lm	100lm/W	1180×130×42	3	1235×190×195
N05E0-0272	CLL16 LED linear light 34W6500K L1180W120 BK	34W	6500K	3400lm	100lm/W	1180×130×42	3	1235×190×195
N05E0-0273	CLL16 LED linear light 34W4000K L1180W150 WH	34W	4000K	3400lm	100lm/W	1180×150×42	3	1235×190×215

Specification

Order Code	Description	Power	Color temperature	Luminous flux (lm)	Luminous efficacy (lm/W)	Product Size (D×W mm)	Pcs/Carton	Carton size (L*W*H mm)
N05E0-0274	CLL16 LED linear light 34W6500K L1180W150 WH	34W	6500K	3400lm	100lm/W	1180×150×42	3	1235×190×215
N05E0-0275	CLL16 LED linear light 34W4000K L1180W150 BK	34W	4000K	3400lm	100lm/W	1180×150×42	3	1235×190×215
N05E0-0276	CLL16 LED linear light 34W6500K L1180W150 BK	34W	6500K	3400lm	100lm/W	1180×150×42	3	1235×190×215
N05E0-0277	CLL16 LED linear light 34W4000K L1180W200 WH	34W	4000K	3400lm	100lm/W	1180×200×42	3	1235×190×265
N05E0-0278	CLL16 LED linear light 34W6500K L1180W200 WH	34W	6500K	3400lm	100lm/W	1180×200×42	3	1235×190×265
N05E0-0279	CLL16 LED linear light 34W4000K L1180W200 BK	34W	4000K	3400lm	100lm/W	1180×200×42	3	1235×190×265
N05E0-0280	CLL16 LED linear light 34W6500K L1180W200 BK	34W	6500K	3400lm	100lm/W	1180×200×42	3	1235×190×265

Accessory

Order Code	Description
N66E0-1450	Surface mount install acc package for 26W
N66E0-1451	Pendant mount install acc package for 26W
N66E0-1503	CLL16 Linear connection acc package for 24W
N66E0-1452	CLL16 Linear connection acc package for 26W&30W
N66E0-1504	CLL16 Linear connection acc package for 34W



Pendant installation

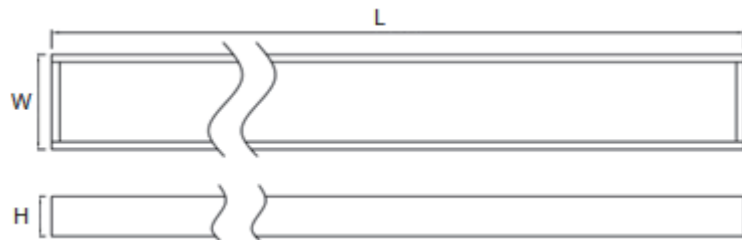


Surface installation



Linear connection

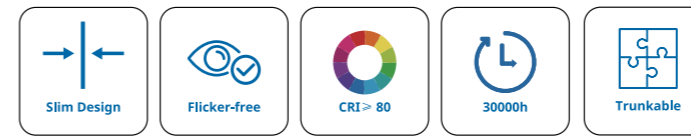
Dimensional Drawing:



CLL20A LED Linear Light



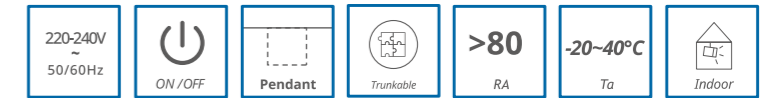
Features



Certification



Specification



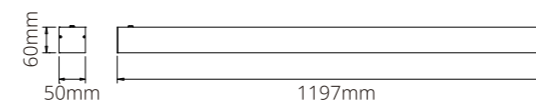
Order Code	Description	Power	Color temperature	Luminous flux (lm)	Luminous efficacy (lm/W)	Product Size (L*W*H mm)	Pcs/Carton	Carton size (L*W*H mm)
N0524-0699	CLL20A LED Linear Light 24W4000K W50L1200 WH	24W	4000K	1920lm	80lm/W	1200×50×60	10	1260×435×175
N0524-0700	CLL20A LED Linear Light 24W6500K W50L1200 WH	24W	6500K	1920lm	80lm/W	1200×50×60	10	1260×435×175
N0524-0701	CLL20A LED Linear Light 24W4000K W50L1200 BK	24W	4000K	1920lm	80lm/W	1200×50×60	10	1260×435×215
N0524-0702	CLL20A LED Linear Light 24W6500K W50L1200 BK	24W	6500K	1920lm	80lm/W	1200×50×60	10	1260×435×215
N0524-0703	CLL20A LED Linear Light 24W4000K W70L1200 WH	24W	4000K	1920lm	80lm/W	1200×70×60	10	1260×435×215
N0524-0704	CLL20A LED Linear Light 24W6500K W70L1200 WH	24W	6500K	1920lm	80lm/W	1200×70×60	10	1260×435×215
N0524-0705	CLL20A LED Linear Light 24W4000K W70L1200 BK	24W	4000K	1920lm	80lm/W	1200×70×60	10	1260×435×175
N0524-0706	CLL20A LED Linear Light 24W6500K W70L1200 BK	24W	6500K	1920lm	80lm/W	1200×70×60	10	1260×435×175

Accessory


Order Code	Description
N6600-1160	CLL20A Accessory Pack

Dimensional Drawing:

24W



24W



CLL19 LED Linear Light



Features



Optional



Certification


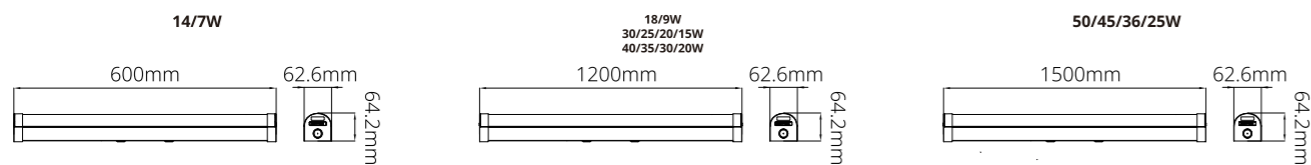


Specification



Order Code	Description	Power	Color temperature	Product Size (L*W*H mm)	Pcs/Carton	Carton size (L*W*H mm)
N05E0-0290	CLL19 LED linear light 14W/7W 3/4/6500K L600	14W/7W	3000K/4000K/6500K	600*62.6*64.2	6	620*153*227
N05E0-0291	CLL19 LED linear light 14W/7W 3/4/6500K L600(sensor)	14W/7W	3000K/4000K/6500K	600*62.6*64.2	6	620*153*227
N05E0-0292	CLL19 LED linear light 18W/9W 3/4/6500K L1200	18W/9W	3000K/4000K/6500K	1200*62.6*64.2	6	1220*153*227
N05E0-0293	CLL19 LED linear light 18W/9W 3/4/6500K L1200(sensor)	18W/9W	3000K/4000K/6500K	1200*62.6*64.2	6	1220*153*227
N05E0-0294	CLL19 LED linear light 18W/9W 3/4/6500K L1200(EM)	18W/9W	3000K/4000K/6500K	1200*62.6*64.2	6	1220*153*227
N05E0-0295	CLL19 LED linear light 30/25/20/15W 3/4/6500K L1200	30/25/20/15W	3000K/4000K/6500K	1200*62.6*64.2	6	1220*153*227
N05E0-0296	CLL19 LED linear light 30/25/20/15W 3/4/6500K L1200(sensor)	30/25/20/15W	3000K/4000K/6500K	1200*62.6*64.2	6	1220*153*227
N05E0-0297	CLL19 LED linear light 30/25/20/15W 3/4/6500K L1200(EM)	30/25/20/15W	3000K/4000K/6500K	1200*62.6*64.2	6	1220*153*227
N05E0-0298	CLL19 LED linear light 40/35/30/20W 3/4/6500K L1200	40/35/30/20W	3000K/4000K/6500K	1200*62.6*64.2	6	1220*153*227
N05E0-0299	CLL19 LED linear light 40/35/30/20W 3/4/6500K L1200(sensor)	40/35/30/20W	3000K/4000K/6500K	1200*62.6*64.2	6	1220*153*227
N05E0-0300	CLL19 LED linear light 40/35/30/20W 3/4/6500K L1200(EM)	40/35/30/20W	3000K/4000K/6500K	1200*62.6*64.2	6	1220*153*227
N05E0-0301	CLL19 LED linear light 50/45/36/25W 3/4/6500K L1500	50/45/36/25W	3000K/4000K/6500K	1500*62.6*64.2	6	1520*153*227
N05E0-0302	CLL19 LED linear light 50/45/36/25W 3/4/6500K L1500(sensor)	50/45/36/25W	3000K/4000K/6500K	1500*62.6*64.2	6	1520*153*227
N05E0-0303	CLL19 LED linear light 50/45/36/25W 3/4/6500K L1500(EM)	50/45/36/25W	3000K/4000K/6500K	1500*62.6*64.2	6	1520*153*227

Dimensional Drawing:



Convenient adjust power and CCT By slide button




3000K
4000K
6500K




on-on: 30W
on-off: 25W
off-on: 20W
off-off: 15W



Easy open by slide switch




Secure safety rope for easy installation.



Test button indicator



PL22E LED Panel Light



Features



Certification



Specification

AC220-240V 50/60Hz	max 120lm/W	PF 0.5	IP 20	CRI ≥ 80	Lifetime 30000h
-----------------------	----------------	-----------	----------	-------------	--------------------

Order Code	Description	Power	Color temperature	Luminous flux (lm)	Luminous efficacy (lm/W)	Product Size (L*W*H mm)	Cutout (mm)	Pcs/Carton	Carton size (L*W*H mm)
N61E0-0022	PL22E LED Panel 24W4000K 300x600 recessed	24W	4000K	2400lm	100lm/W	300×600×35	(285-290)×(585-590)	15	670×355×665
N61E0-0023	PL22E LED Panel 24W6500K 300x600 recessed	24W	6500K	2400lm	100lm/W	300×600×35	(285-290)×(585-590)	15	670×355×665
N61E0-0001	PL22E LED Panel 36W 4000K 595×595 recessed	36W	4000K	4350lm	120lm/W	595×595×34	-	5	645×225×645
N61E0-0002	PL22E LED Panel 36W 6500K 595×595 recessed	36W	6500K	4350lm	120lm/W	595×595×34	-	5	645×225×645
N61E0-0003	PL22E LED Panel 36W 4000K 295×1195 recessed	36W	4000K	4350lm	120lm/W	295×1195×34	-	5	1245×225×330
N61E0-0004	PL22E LED Panel 36W 6500K 295×1195 recessed	36W	6500K	4350lm	120lm/W	295×1195×34	-	5	1245×225×330
N61E0-0005	PL22E LED Panel 45W 4000K 595×595 recessed	45W	4000K	5400lm	120lm/W	595×595×34	-	5	645×225×645
N61E0-0006	PL22E LED Panel 45W 6500K 595×595 recessed	45W	6500K	5400lm	120lm/W	595×595×34	-	5	645×225×645
N61E0-0007	PL22E LED Panel 72W 4000K 595×1195 recessed	72W	4000K	8650lm	120lm/W	595×1195×34	-	5	1245×225×640
N61E0-0008	PL22E LED Panel 72W 6500K 595×1195 recessed	72W	6500K	8650lm	120lm/W	595×1195×34	-	5	1245×225×640

Accessory

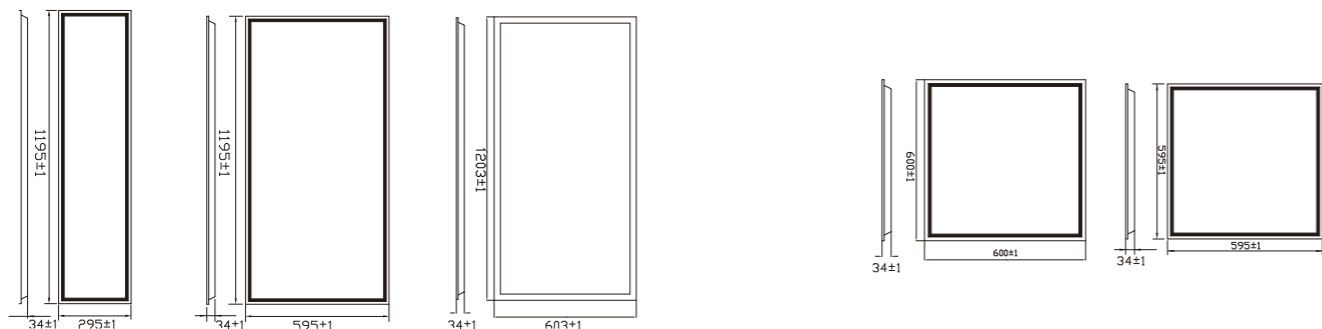
Order Code	Description	Product Size (L*W*H mm)	Pcs/Carton	Carton size (L*W*H mm)
N66E0-0071	PL22E Surface install AccPack (300x600)	-	-	-
N66E0-0021	PL22E Surface install accessory package(595×595)	600×600×50	-	-
N66E0-0072	PL22E Surface install AccPack (595x1195)	-	-	-
N66E0-0022	Screw & Clip Lock Kit Set (595×595)	-	-	-

Simon | Panel

Accessory

Order Code	Description	Product Size (L*W*H mm)	Pcs/Carton	Carton size (L*W*H mm)
N66E0-0023	Screw & Clip Lock Kit Set (295x1195)	-	-	-
N66E0-0019	PL22E Pendant install accessory package (600*600/595*595)	220x200x205	50	220x200x205
N66E0-0060	PL22E Clip install acc pack Universal	-	100	-
N66E0-0020	PL22E Clip install accessory package (600*600/595*595)	220x200x205	50	220x200x205
N66E0-0034	PL22E Surface install accessory package (600*600)	626x272x136	10	626x272x136
N66E0-0036	PL22E Pendant install acc (603*1203/295*1195)	300x200x205	50	300x200x205
N66E0-0059	PL22E Pendant install acc pack Universal	-	100	-
N66E0-0037	PL22E Clip install acc (603*1203 295*1195)	300x200x205	50	300x200x205
N66E0-0035	PL22E Surface install accessory package (603*1203)	1230x380x180	20	1230x380x180

Dimensional Drawing:



Thailand Specification

Order Code	Description	Power	Color temperature	Luminous flux (lm)	Luminous efficacy (lm/W)	Product Size (L*W*H mm)	Cutout (mm)	Pcs/Carton	Carton size (L*W*H mm)
N61E0-0020	PL22E LED Panel 24W4000K 300x600(with Acc)	24W	4000K	2400lm	100lm/W	300x600x35	(285-290)x(585-590)	15	670x355x665
N61E0-0021	PL22E LED Panel 24W6500K 300x600(with Acc)	24W	6500K	2400lm	100lm/W	300x600x35	590)	15	670x355x665
N61E0-0013	PL22E LED Panel 40W 4000K 595x595(with acc)	40W	4000K	4000lm	100lm/W	595x595	(285-290)x(585-590)	5	-
N61E0-0014	PL22E LED Panel 40W 6500K 595x595(with acc)	40W	6500K	4000lm	100lm/W	595x595	590)	5	-
N61E0-0015	PL22E LED Panel 40W 4000K 295x1195(with acc)	40W	4000K	4000lm	100lm/W	295x1195	-	5	-
N61E0-0016	PL22E LED Panel 40W 6500K 295x1195(with acc)	40W	6500K	4000lm	100lm/W	295x1195	-	5	-


Malaysia Specification

Order Code	Description	Power	Color temperature	Luminous flux (lm)	Luminous efficacy (lm/W)	Product Size (L*W*H mm)	Cutout (mm)	Pcs/Carton	Carton size (L*W*H mm)
N67E0-0108	PL22E LED Panel 48W 4000K 600*600 recessed	48W	4000K	4800lm	100lm/W	600x600	585*585	5	635*21*635
N67E0-0109	PL22E LED Panel 48W 6500K 600*600 recessed	48W	6500K	4800lm	100lm/W	600x600	585*585	5	635*21*635
N67E0-0111	PL22E LED Panel 80W 4000K 603x1203 recessed	80W	4000K	8000lm	100lm/W	603x1203	585x1185	5	1238*21*638
N67E0-0112	PL22E LED Panel 80W 6500K 603x1203 recessed	80W	6500K	8000lm	100lm/W	603x1203	585x1185	5	1238*21*638

PL22 LED Panel Light



Features



Optional



Certification



Specification

AC220-240V 50/60Hz	PF 0.9	IP 20	CRI ≥80	Lifetime 30000h
-----------------------	-----------	----------	------------	--------------------

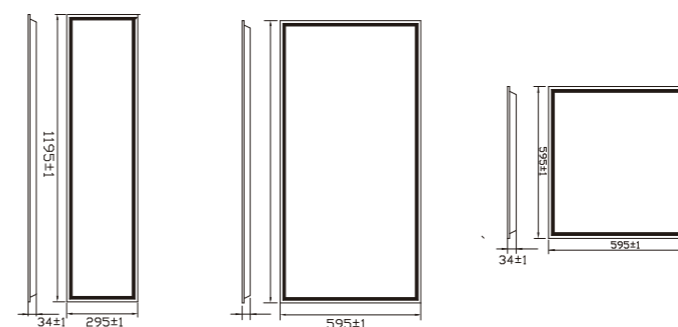
Order Code	Description	Power	Color temperature	Luminous flux (lm)	Luminous efficacy (lm/W)	Product Size (L*W*H mm)	Cutout (mm)	Pcs/Carton	Carton size (L*W*H mm)
N67E0-0101	Duro LED Panel light 36W 4000K 595x595	36W	4000K	4320lm	120lm/W	595x595x34	-	4	670x190x650
N67E0-0102	Duro LED Panel light 36W 6500K 595x595	36W	6500K	4320lm	120lm/W	595x595x34	-	4	670x190x650
N67E0-0103	Duro LED Panel light 36W 4000K 300x1200	36W	4000K	4320lm	120lm/W	295*1195*34	-	4	1290x170x350
N67E0-0104	Duro LED Panel light 36W 6500K 300x1200	36W	6500K	4320lm	120lm/W	295*1195*34	-	4	1290x170x350

Accessory


Order Code	Description	Pcs/Carton	Carton size (L*W*H mm)
N66E0-0005	Pendant installation accessory kit	50	360X280X140
N66E0-0006	Recessed with clip installation accessory kit	20	280X200x170



Dimensional Drawing:



PL52A LED Panel Light



Features

-
-
-
-
-
-
-

Optional

-
-
-

Certification

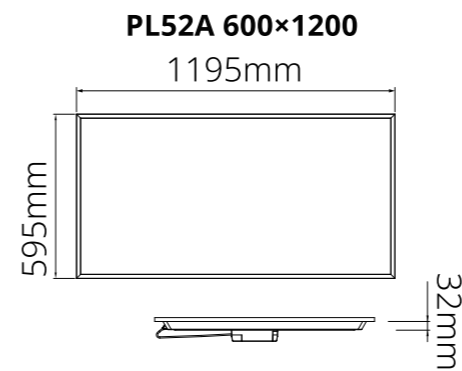
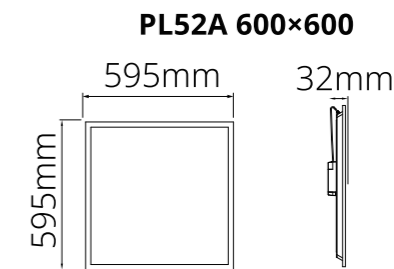
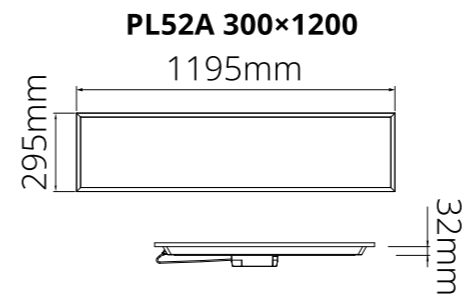
CB CE

-
-
-
-

Specification

Order Code	Description	Power	Color temperature	Luminous flux (lm)	Luminous efficacy (lm/W)	Product Size (L*W*Hmm)	Cutout (mm)	Carton size (L*W*H mm)
N67E0-0115	PL52A LED Panel 34W4000K 595x595 Recessed	34W	4000K	5200lm	150lm/W	595x595x32	585x585	645x225x645
N67E0-0116	PL52A LED Panel 34W6500K 595x595 Recessed	34W	6500K	5200lm	150lm/W	595x595x32	585x585	645x225x645
N67E0-0121	PL52A LED Panel 34W4000K 295x1195 Recessed	34W	4000K	5200lm	150lm/W	295x1195x32	285x1185	1245x225x330
N67E0-0122	PL52A LED Panel 34W6500K 295x1195 Recessed	34W	6500K	5200lm	150lm/W	295x1195x32	285x1185	1245x225x330
N67E0-0123	PL52A LED Panel 36W4000K 295x1195 Recessed	36W	4000K	5200lm	150lm/W	295x1195x32	285x1185	645x225x645
N67E0-0124	PL52A LED Panel 36W6500K 295x1195 Recessed	36W	6500K	5500lm	150lm/W	295x1195x32	285x1185	1245x225x640
N67E0-0118	PL52A LED Panel 36W6500K 595x595 Recessed	36W	6500K	5500lm	150lm/W	595x595x32	585x585	1245x225x640
N67E0-0117	PL52A LED Panel 36W4000K 595x595 Recessed	36W	4000K	5500lm	150lm/W	595x595x32	585x585	
N67E0-0127	PL52A LED Panel 72W4000K 595x1195 Recessed	72W	4000K	11000lm	150lm/W	595x1195x32	585x1185	
N67E0-0128	PL52A LED Panel 72W6500K 595x1195 Recessed	72W	6500K	11000lm	150lm/W	595x1195x32	585x1185	

Dimensional Drawing:





HB32C LED Highbay



Features

Slot Reserved for Sensor
HB32C reserves a mounting slot for the sensor module.

IP65
Outdoor usage*

Heat
Dissipation

Up to 150lm/W

three colors
in one

50000h

Power Selectable

Certification

Optional

Bracket

Cover

Remote

0-10V

Zhage Sensor

Specification

220-277V
50/60Hz

ON / OFF

CCT Selectable

IP65
IP

08
IK

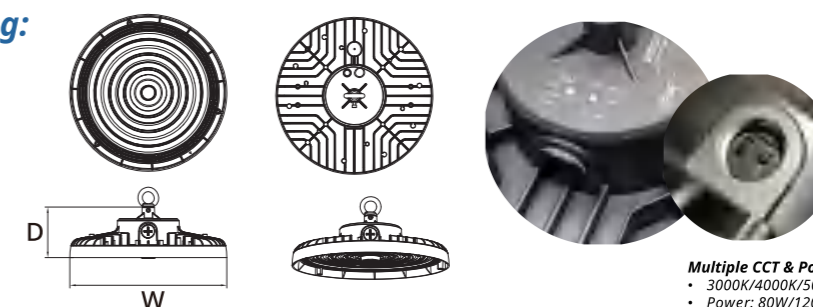
<5
SDCM

-30~60°C
Ta

Order Code	Description	Power	Color temperature	Luminous flux (lm)	Luminous efficacy (lm/W)	Surge Protection (L-N - L/N-PE)	Product Size (D×W mm)	Pcs/Carton	Carton size (L*W*H mm)
L04E0-0118	HB32C LED Highbay 100W 4000K	100W	4000K	15000lm	150lm/W	L-N: 6KV; L/N-G: 6KV	φ260×102	1	247×247×133
L04E0-0119	HB32C LED Highbay 100W 6500K	100W	6500K	15000lm	150lm/W	L-N: 6KV; L/N-G: 6KV	φ260×102	1	247×247×133
L04E0-0120	HB32C LED Highbay 150W 4000K	150W	4000K	22500lm	150lm/W	L-N: 6KV; L/N-G: 6KV	φ260×102	1	277×277×133
L04E0-0121	HB32C LED Highbay 150W 6500K	150W	6500K	22500lm	150lm/W	L-N: 6KV; L/N-G: 6KV	φ260×102	1	277×277×133
L04E0-0122	HB32C LED Highbay 200W 4000K	200W	4000K	30000lm	150lm/W	L-N: 6KV; L/N-G: 6KV	φ300×102	1	317×317×133
L04E0-0123	HB32C LED Highbay 200W 6500K	200W	6500K	30000lm	150lm/W	L-N: 6KV; L/N-G: 6KV	φ300×102	1	317×317×133
L04E0-0124	HB32C LED Highbay 240W 4000K	240W	4000K	36000lm	150lm/W	L-N: 6KV; L/N-G: 6KV	φ330×102	1	347×347×133
L04E0-0125	HB32C LED Highbay 240W 6500K	240W	6500K	36000lm	150lm/W	L-N: 6KV; L/N-G: 6KV	φ330×102	1	347×347×133
L04E0-0114	HB32C LED Highbay 60W/80W/100W 4000K/5000K/6500K	100/80/60W	4000K/5000K/6500K	15000lm	150lm/W	L-N: 6KV; L/N-G: 6KV	φ260×102	1	247×247×133
L04E0-0115	HB32C LED Highbay 100W/120W/150W 4000K/5000K/6500K	150/120/100W	4000K/5000K/6500K	22500lm	150lm/W	L-N: 6KV; L/N-G: 6KV	φ260×102	1	277×277×133
L04E0-0116	HB32C LED Highbay 100W/150W/200W 4000K/5000K/6500K	200/150/100W	4000K/5000K/6500K	30000lm	150lm/W	L-N: 6KV; L/N-G: 6KV	φ300×102	1	317×317×133
L04E0-0117	HB32C LED Highbay 150W/200W/240W 4000K/5000K/6500K	240/200/150W	4000K/5000K/6500K	36000lm	150lm/W	L-N: 6KV; L/N-G: 6KV	φ330×102	1	347×347×133

Simon | Industry

Dimensional Drawing:



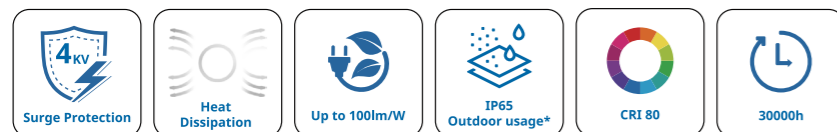
Multiple CCT & Power in one

- 3000K/4000K/5000K or 4000K/5000K/6500K
- Power: 80W/120W/150W or 100W/150W/200W

HB30A LED Highbay



Features



Certification

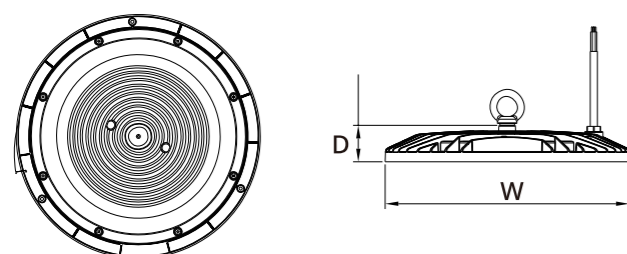


Specification

AC220-240V 50/60Hz	PF 0.9	CRI 80	Beam Angle 90°	IP 65	IK 07	Finishing Black	Lifetime 30000h
-----------------------	-----------	-----------	-------------------	----------	----------	--------------------	--------------------

Order Code	Description	Power	Color temperature	Luminous flux (lm)	Luminous efficacy (lm/W)	Surge Protection (L-N - L/N-PE)	Product Size (D×W mm)	Pcs/Carton	Carton size (L*W*H mm)
L04E0-0108	HB30A LED Highbay 100W 4000K	100W	4000K	10000lm	100lm/W	L-N:3KV;L/N-PE:4KV	Φ250×38	10	545×275×290
L04E0-0109	HB30A LED Highbay 100W 6500K	100W	6500K	10000lm	100lm/W	L-N:3KV;L/N-PE:4KV	Φ250×38	10	545×275×290
L04E0-0110	HB30A LED Highbay 150W 4000K	150W	4000K	15000lm	100lm/W	L-N:3KV;L/N-PE:4KV	Φ290×38	10	545×315×330
L04E0-0111	HB30A LED Highbay 150W 6500K	150W	6500K	15000lm	100lm/W	L-N:3KV;L/N-PE:4KV	Φ290×38	10	545×315×330
L04E0-0112	HB30A LED Highbay 200W 4000K	200W	4000K	20000lm	100lm/W	L-N:3KV;L/N-PE:4KV	Φ330×38	10	545×355×370
L04E0-0113	HB30A LED Highbay 200W 6500K	200W	6500K	20000lm	100lm/W	L-N:3KV;L/N-PE:4KV	Φ330×38	10	545×355×370


Dimensional Drawing:



HB59 LED Highbay



Features



Certification



Optional

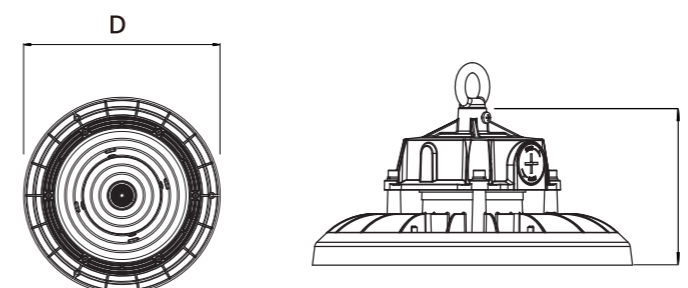


Specification

120-277V 50/60Hz	ON / OFF	IP65 IP	08 IK	≤ 5 SDCM	-30~60°C Ta
---------------------	----------	------------	----------	-------------	----------------

Order Code	Description	Power	Color temperature	Luminous flux (lm)	Luminous efficacy (lm/W)	Surge Protection (L-N - L/N-PE)	Product Size (D×W mm)	Pcs/Carton	Carton size (L*W*H mm)
L04E0-0133	HB59 LED Highbay 100W 6500K	100W	6500K	19000lm	190lm/W	L-N: 6KV; L/N-G: 6KV	φ230×113	1	247×247×158
L04E0-0132	HB59 LED Highbay 100W 4000K	100W	4000K	19000lm	190lm/W	L-N: 6KV; L/N-G: 6KV	φ230×113	1	247×247×158
L04E0-0134	HB59 LED Highbay 115W 4000K	115W	4000K	21850lm	190lm/W	L-N: 6KV; L/N-G: 6KV	φ230×113	1	247×247×158
L04E0-0135	HB59 LED Highbay 115W 6500K	115W	6500K	21850lm	190lm/W	L-N: 6KV; L/N-G: 6KV	φ230×113	1	247×247×158
L04E0-0136	HB59 LED Highbay 150W 4000K	150W	4000K	28500lm	190lm/W	L-N: 6KV; L/N-G: 6KV	φ270×113	1	287×287×158
L04E0-0137	HB59 LED Highbay 150W 6500K	150W	6500K	28500lm	190lm/W	L-N: 6KV; L/N-G: 6KV	φ270×113	1	287×287×158
L04E0-0138	HB59 LED Highbay 200W 4000K	200W	4000K	38000lm	190lm/W	L-N: 6KV; L/N-G: 6KV	φ310×113	1	327×327×158
L04E0-0139	HB59 LED Highbay 200W 6500K	200W	6500K	38000lm	190lm/W	L-N: 6KV; L/N-G: 6KV	φ310×113	1	327×327×158

Dimensional Drawing:



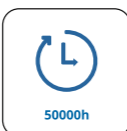
WP26 (SMD) LED Waterproof Batten



Features

Robust design & selected material

Strong metal clips ensure a tight seal
Quality polycarbonate material, robust body & cover



Certification



Optional

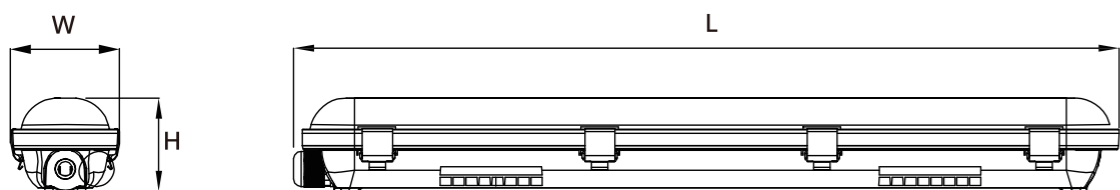


Specification



Order Code	Description	Power	Color temperature	Luminous flux (lm)	Luminous efficacy (lm/W)	Product Size (L*W*H mm)	Pcs/ Carton	Carton size (L*W*H mm)
N05E0-0180	WP26 LED Waterproof 10W4000K 600	10	4000K	1500	150	600*77*66	15	625*273*390
N05E0-0181	WP26 LED Waterproof 10W6500K 600	10	6500K	1500	150	600*77*66	15	625*273*390
N05E0-0182	WP26 LED Waterproof 18W4000K 1200	18	4000K	2700	150	1200*77*66	15	1225*273*316
N05E0-0183	WP26 LED Waterproof 18W6500K 1200	18	6500K	2700	150	1200*77*66	15	1225*273*316
N05E0-0184	WP26 LED Waterproof 36W4000K 1200	36	4000K	5400	150	1200*77*66	15	1225*273*316
N05E0-0185	WP26 LED Waterproof 36W6500K 1200	36	6500K	5400	150	1200*77*66	15	1225*273*316
N05E0-0186	WP26 LED Waterproof 48W4000K 1500	48	4000K	7200	150	1500*77*66	15	1525*273*242
N05E0-0187	WP26 LED Waterproof 48W6500K 1500	48	6500K	7200	150	1500*77*66	15	1525*273*242

Dimensional Drawing:



EWP26A Empty Waterproof Batten




Features

Robust design & selected material

Strong metal clips ensure a tight seal
Quality polycarbonate material, robust body & cover

Single end & Double end T8 install available

Emptybatten fitting compatible with T8 double-end tubes
Single-end tube, also for single, double side can install



Certification

Optional

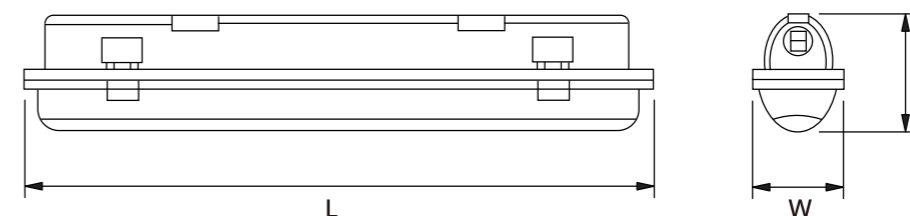


Specification



Order Code	Description	Power	Color temperature	Luminous flux (lm)	Luminous efficacy (lm/W)	Product Size (L*W*H mm)	Pcs/ Carton	Carton size (L*W*H mm)
N05E0-0188	EWP26A Waterproof Empty Batten for T8 DE 655*1	-	-	-	-	655*72*86	15	683*237*345
N05E0-0189	EWP26A Waterproof Empty Batten for T8 DE 655*2	-	-	-	-	655*115*86	10	683*251*345
N05E0-0190	EWP26A Waterproof Empty Batten for T8 DE 1265*1	-	-	-	-	1265*72*86	12	1297*237*280
N05E0-0191	EWP26A Waterproof Empty Batten for T8 DE 1265*2	-	-	-	-	1265*115*86	8	1297*251*280

Dimensional Drawing:



EWP26B Empty Waterproof Batten



Features

Robust design & selected material

Strong metal clips ensure a tight seal
Quality polycarbonate material, robust body & cover

East to Operate During Installation

Cover designed to remain attached to one side of the base, easier to operate during installation.

Snap Hold

Certification

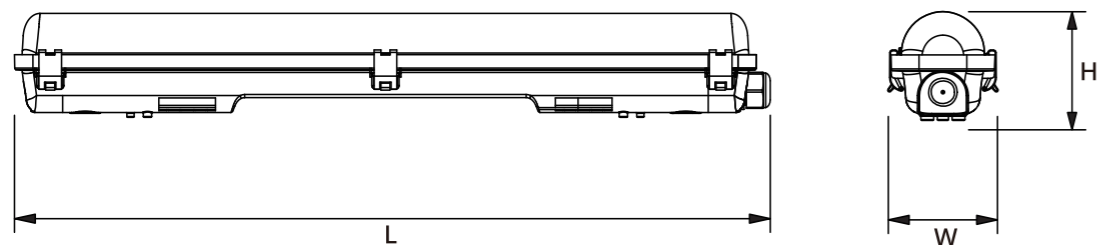


Specification


IP65 <small>IP</small>	IK06 <small>K</small>	-20~40°C <small>T</small>
----------------------------------	---------------------------------	-------------------------------------

Order Code	Description	Power	Color temperature	Luminous flux (lm)	Luminous efficacy (lm/W)	Product Size (L*W*H mm)	Pcs/Carton	Carton size (L*W*H mm)
N05E0-0304	EWP26B Waterproof Empty Batten for T8 DE 667*1	-	-	-	-	655*72*86	20	677*285*280
N05E0-0305	EWP26B Waterproof Empty Batten for T8 DE 667*2	-	-	-	-	655*115*86	15	677*325*280
N05E0-0306	EWP26B Waterproof Empty Batten for T8 DE 1277*1	-	-	-	-	1265*72*86	15	1288*217*280
N05E0-0307	EWP26B Waterproof Empty Batten for T8 DE 1277*2	-	-	-	-	1265*115*86	12	1288*325*228

Dimensional Drawing:



Bulkhead



Features

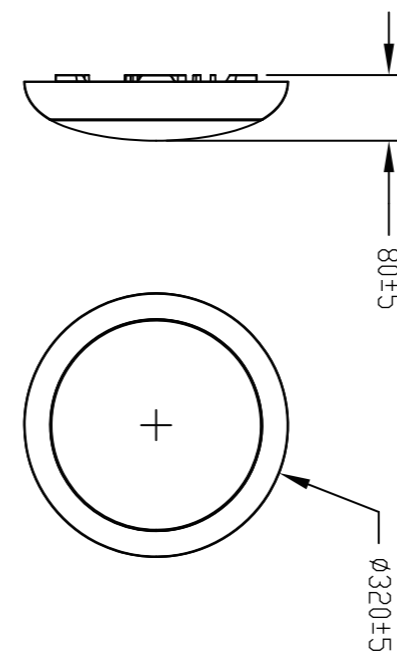


Specification

CRI 80	AC220-240V 50/60Hz	PF 0.5	Finishing Black	Lifetime 30000h
---------------	---------------------------	---------------	------------------------	------------------------

Order Code	Description	Power	Color temperature	Luminous flux (lm)	Luminous efficacy (lm/W)	Product Size (D*W mm)	Pcs/Carton	Carton size (L*W*H mm)
N01E0-0019	LED Bulkhead 20W/16W/12W 3000K/4000K/6000K IP66	12-16-20W	3000K	2440lm (20W)	120lm/W	Φ320×80		

Dimensional Drawing:

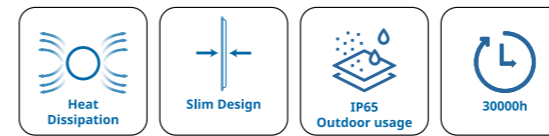




FL20 LED Floodlight



Features



Certification

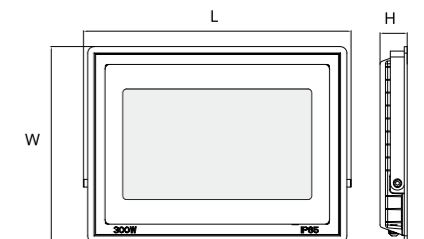


Specification

Input voltage 220-240V~50/60Hz	PF 0.9	CRI 80	Beam Angle 110°	IP 65	IK 05	Finishing Black	Lifetime 30000h
-----------------------------------	-----------	-----------	--------------------	----------	----------	--------------------	--------------------


Order Code	Description	Power	Color temperature	Luminous flux (lm)	Luminous efficacy (lm/W)	Surge Protection (L-N - L/N-PE)	Product Size (L×W×H mm)	Pcs/ Carton	Carton size (L*W*H mm)
L05E0-0146	FL20 LED floodlight 10W3000K	10W	3000K	800lm	80lm/W	2kV-1kV	105*85*23	1	108*31*101
L05E0-0147	FL20 LED floodlight 10W4000K	10W	4000K	900lm	90lm/W	2kV-1kV	105*85*23	1	108*31*101
L05E0-0148	FL20 LED floodlight 10W6500K	10W	6500K	900lm	90lm/W	2kV-1kV	105*85*23	1	108*31*101
L05E0-0149	FL20 LED floodlight 20W3000K	20W	3000K	1600lm	80lm/W	2kV-1kV	122*97*26	1	130*35*114
L05E0-0150	FL20 LED floodlight 20W4000K	20W	4000K	1800lm	90lm/W	2kV-1kV	122*97*26	1	130*35*114
L05E0-0151	FL20 LED floodlight 20W6500K	20W	6500K	1800lm	90lm/W	2kV-1kV	122*97*26	1	130*35*114
L05E0-0152	FL20 LED floodlight 30W3000K	30W	3000K	2400lm	80lm/W	2kV-1kV	161*121*30	1	158*35*124
L05E0-0153	FL20 LED floodlight 30W4000K	30W	4000K	2700lm	90lm/W	2kV-1kV	161*121*30	1	158*35*124
L05E0-0154	FL20 LED floodlight 30W6500K	30W	6500K	2700lm	90lm/W	2kV-1kV	161*121*30	1	158*35*124
L05E0-0155	FL20 LED floodlight 50W3000K	50W	3000K	4000lm	80lm/W	2kV-1kV	204*159*32	1	181*40*138
L05E0-0156	FL20 LED floodlight 50W4000K	50W	4000K	4500lm	90lm/W	2kV-1kV	204*159*32	1	181*40*138
L05E0-0157	FL20 LED floodlight 50W6500K	50W	6500K	4500lm	90lm/W	2kV-1kV	204*159*32	1	181*40*138
L05E0-0116	FL20 LED floodlight 100W3000K	100W	3000K	8000lm	80lm/W	2kV-1kV	270*210*34	1	290*42*205
L05E0-0117	FL20 LED floodlight 100W4000K	100W	4000K	9000lm	90lm/W	2kV-1kV	270*210*34	1	290*42*205
L05E0-0118	FL20 LED floodlight 100W6500K	100W	6500K	9000lm	90lm/W	2kV-1kV	270*210*34	1	290*42*205
L05E0-0119	FL20 LED floodlight 200W3000K	200W	3000K	16000lm	80lm/W	2kV-1kV	381*281*38	1	390*51*274
L05E0-0120	FL20 LED floodlight 200W4000K	200W	4000K	18000lm	90lm/W	2kV-1kV	381*281*38	1	390*51*274
L05E0-0121	FL20 LED floodlight 200W6500K	200W	6500K	18000lm	90lm/W	2kV-1kV	381*281*38	1	390*51*274
L05E0-0122	FL20 LED floodlight 300W3000K	300W	3000K	24000lm	80lm/W	2kV-1kV	439*332*38	1	388x41x293
L05E0-0123	FL20 LED floodlight 300W4000K	300W	4000K	27000lm	90lm/W	2kV-1kV	439*332*38	1	388x41x293
L05E0-0124	FL20 LED floodlight 300W6500K	300W	6500K	27000lm	90lm/W	2kV-1kV	439*332*38	1	388x41x293

Dimensional Drawing:

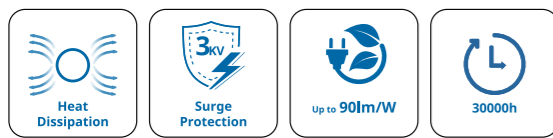


Simon | Floodlight

FL30 LED Floodlight



Features



Certification

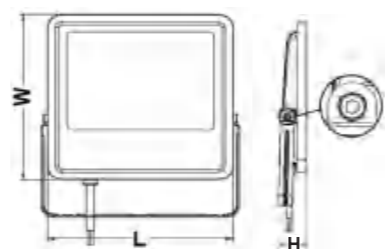


Specification

AC220-240V 50/60Hz	100° Beam angle	CRI 80	PF 0.9	3KV Surge Protection	IK 06/07	Lifetime 30000h
-----------------------	--------------------	-----------	-----------	-------------------------	-------------	--------------------

Order Code	Description	Power	Color temperature	Luminous flux (lm)	Luminous efficacy (lm/W)	Surge Protection (L-N - L/N-PE)	Product Size (L×W×H mm)	Pcs/Carton	Carton size (L*W*H mm)
L05E0-0074	FL30 LED floodlight 10W3000K	10W	3000K	855lm	85 lm/w	1kV-2kV	103×146×28	1	118×35×148
L05E0-0075	FL30 LED floodlight 10W4000K	10W	4000K	900lm	90 lm/w	1kV-2kV	103×146×28	1	118×35×148
L05E0-0076	FL30 LED floodlight 10W6500K	10W	6500K	900lm	90 lm/w	1kV-2kV	103×146×28	1	118×35×148
L05E0-0077	FL30 LED floodlight 30W3000K	30W	3000K	2565lm	85 lm/w	2kV-3kV	176×138×31	1	154×37×183
L05E0-0078	FL30 LED floodlight 30W4000K	30W	4000K	2700lm	90 lm/w	2kV-3kV	176×138×31	1	154×37×183
L05E0-0079	FL30 LED floodlight 30W6500K	30W	6500K	2700lm	90 lm/w	2kV-3kV	176×138×31	1	154×37×183
L05E0-0080	FL30 LED floodlight 50W3000K	50W	3000K	4275lm	85 lm/w	2kV-3kV	217×170×32	1	190×38×218
L05E0-0081	FL30 LED floodlight 50W4000K	50W	4000K	4500lm	90 lm/w	2kV-3kV	217×170×32	1	190×38×218
L05E0-0082	FL30 LED floodlight 50W6500K	50W	6500K	4500lm	90 lm/w	2kV-3kV	217×170×32	1	190×38×218
L05E0-0083	FL30 LED floodlight 100W3000K	100W	3000K	8550lm	85 lm/w	2kV-3kV	324×244×39	1	260×46×300
L05E0-0084	FL30 LED floodlight 100W4000K	100W	4000K	9000lm	90 lm/w	2kV-3kV	324×244×39	1	260×46×300
L05E0-0085	FL30 LED floodlight 100W6500K	100W	6500K	9000lm	90 lm/w	2kV-3kV	324×244×39	1	260×46×300
L05E0-0086	FL30 LED floodlight 150W3000K	150W	3000K	12825lm	85 lm/w	2kV-3kV	289×387×48	1	299×53×341
L05E0-0087	FL30 LED floodlight 150W4000K	150W	4000K	13500lm	90 lm/w	2kV-3kV	289×387×48	1	299×53×341
L05E0-0088	FL30 LED floodlight 150W6500K	150W	6500K	13500lm	90 lm/w	2kV-3kV	289×387×48	1	299×53×341
L05E0-0089	FL30 LED floodlight 200W3000K	200W	3000K	17100lm	85 lm/w	2kV-3kV	342×467×55	1	354×59×396
L05E0-0090	FL30 LED floodlight 200W4000K	200W	4000K	18000lm	90 lm/w	2kV-3kV	342×467×55	1	354×59×396
L05E0-0091	FL30 LED floodlight 200W6500K	200W	6500K	18000lm	90 lm/w	2kV-3kV	342×467×55	1	354×59×396

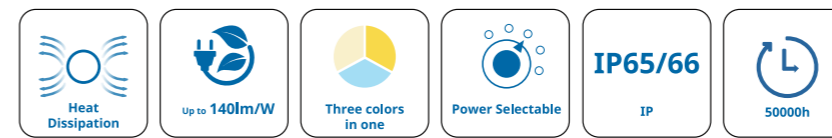
Dimensional Drawing:



FL52 LED Floodlight



Features



Certification

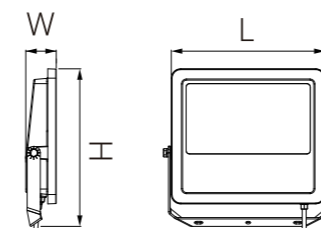


Specification

100-240V 50/60Hz	ON / OFF	CCT Selectable	Power Selectable	IP65/66 IP	08 IK	<6 SDCM	-20~40°C Ta
---------------------	----------	----------------	------------------	---------------	----------	------------	----------------

Order Code	Description	Power	Color temperature	Luminous flux (lm)	Luminous efficacy (lm/W)	Surge Protection (L-N - L/N-PE)	Product Size (L×W×H mm)	Pcs /Carton	Carton size (L*W*H mm)
L01E0-0095	FL52 LED floodlight 50W/75W/100W 3000K/4000K/5000K	50W/75W/100W	3000K/4500K/6500K	14000 (100W)	140lm/W	4kV,6kV	246*280*55	1	355*101*355
L01E0-0096	FL52 LED floodlight 75W/115W/150W 3000K/4000K/5000K	75W/115W/150W	3000K/4500K/6500K	21000 (150W)	140lm/W	4kV,6kV	301*310*55	1	355*101*404
L01E0-0097	FL52 LED floodlight 100W/150W/200W 3000K/4000K/5000K	100W/150W/200W	3000K/4500K/6500K	28000 (200W)	140lm/W	4kV,6kV	304*334*58	1	415*113*420
L01E0-0098	FL52 LED floodlight 125W/190W/250W 3000K/4000K/5000K	125W/190W/250W	3000K/4500K/6500K	35000 (250W)	140lm/W	4kV,6kV	395*435*63	1	523*120*521
L01E0-0099	FL52 LED floodlight 150W/230W/300W 3000K/4000K/5000K	150W/230W/300W	3000K/4500K/6500K	42000 (300W)	140lm/W	4kV,6kV	395*435*63	1	523*120*521
L01E0-0100	FL52 LED floodlight 50W/75W/100W 4000K/5000K/6500K	50W/75W/100W	3000K/4500K/6500K	14000 (100W)	140lm/W	4kV,6kV	246*280*55	1	355*101*355
L01E0-0101	FL52 LED floodlight 75W/115W/150W 4000K/5000K/6500K	75W/115W/150W	3000K/4500K/6500K	21000 (150W)	140lm/W	4kV,6kV	301*310*55	1	355*101*404
L01E0-0102	FL52 LED floodlight 100W/150W/200W 4000K/5000K/6500K	100W/150W/200W	3000K/4500K/6500K	28000 (200W)	140lm/W	4kV,6kV	304*334*58	1	415*113*420
L01E0-0103	FL52 LED floodlight 125W/190W/250W 4000K/5000K/6500K	125W/190W/250W	3000K/4500K/6500K	35000 (250W)	140lm/W	4kV,6kV	395*435*63	1	523*120*521
L01E0-0104	FL52 LED floodlight 150W/230W/300W 4000K/5000K/6500K	150W/230W/300W	3000K/4500K/6500K	42000 (300W)	140lm/W	4kV,6kV	395*435*63	1	523*120*521

Dimensional Drawing:



Multiple CCT & Power in one
 • Standard product: 3000K/4500K/6500K
 • Power: 50%-75%-100%

SunPeak LED Floodlight



Features



Certification

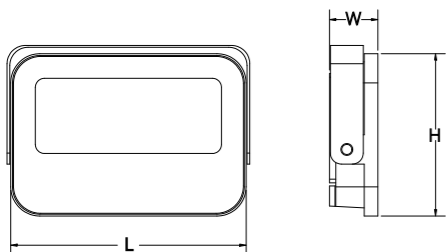


Specification



Order Code	Description	Power	Color temperature	Luminous flux (lm)	Luminous efficacy (lm/W)	Surge Protection (L-N - L/N-PE)	Product Size (L×W×H mm)
L05E0-0278	SunPeak LED Floodlight 50W 3000K/4000K/6500K	50W	3000K-4000K-6500K	500lm	100lm/W	4KV	189*129*27
L05E0-0279	SunPeak LED Floodlight 100W 3000K/4000K/6500K	100W	3000K-4000K-6500K	1000lm	100lm/W	6KV	239*162*27
L05E0-0280	SunPeak LED Floodlight 150W 3000K/4000K/6500K	150W	3000K-4000K-6500K	1500lm	100lm/W	6KV	289*199*30
L05E0-0281	SunPeak LED Floodlight 200W 3000K/4000K/6500K	200W	3000K-4000K-6500K	2000lm	100lm/W	6KV	369*239*30
L05E0-0282	SunPeak LED Floodlight 300W 3000K/4000K/6500K	300W	3000K-4000K-6500K	3000lm	100lm/W	6KV	429*289*30
L05E0-0283	SunPeak LED Floodlight 400W 3000K/4000K/6500K	400W	3000K-4000K-6500K	4000lm	100lm/W	6KV	469*309*30
L05E0-0284	SunPeak LED Floodlight 500W 3000K/4000K/6500K	500W	3000K-4000K-6500K	5000lm	100lm/W	6KV	510*330*35

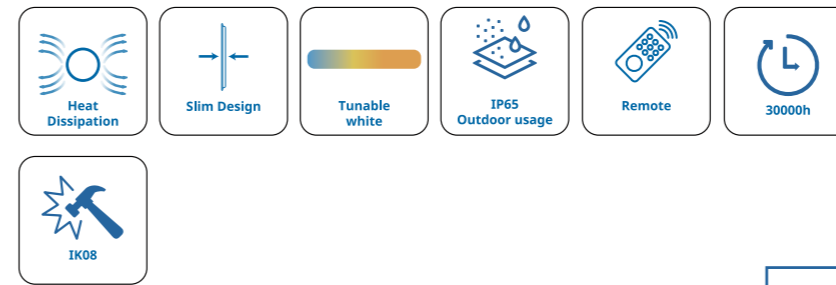
Dimensional Drawing:



Remote-control LED Floodlight (CCT&Dimming)



Features



Certification

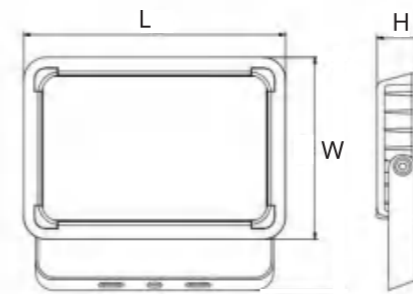


Specification



Order Code	Description	Power	Color temperature	Luminous flux (lm)	Luminous efficacy (lm/W)	Surge Protection (L-N - L/N-PE)	Product Size (L×W×H mm)	Pcs /Carton	Carton size (L*W*H mm)
L05E0-0272	Remote-Controlled LED Floodlight 15W (CCT & Dimming)	15W	2700-6500K	1500lm	100lm/W	4KV	118*80*25	40	255*255*325
L05E0-0273	Remote-Controlled LED Floodlight 30W (CCT & Dimming)	30W	2700-6500K	3000lm	100lm/W	4KV	150*104*29	30	435*325*200
L05E0-0274	Remote-Controlled LED Floodlight 50W (CCT & Dimming)	50W	2700-6500K	4000lm	100lm/W	4KV	180*125*32	20	395*355*215
L05E0-0275	Remote-Controlled LED Floodlight 70W (CCT & Dimming)	70W	2700-6500K	7000lm	100lm/W	4KV	233*160*40	10	255*240*420
L05E0-0276	Remote-Controlled LED Floodlight 150W (CCT & Dimming)	150W	2700-6500K	15000lm	100lm/W	10KV	318*227*53	5	340*360*275
L05E0-0277	Remote-Controlled LED Floodlight 200W (CCT & Dimming)	200W	2700-6500K	20000lm	100lm/W	10KV	380*266*55	3	440*225*328

Dimensional Drawing:

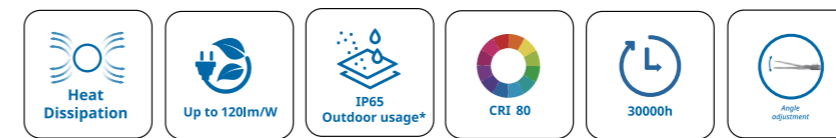




RD20A LED Streetlight



Features



Certification



Specification

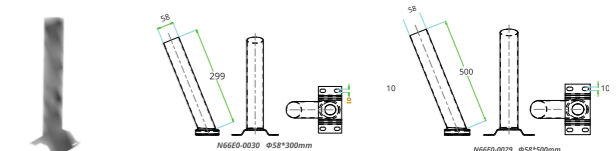
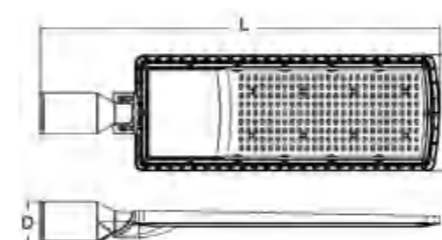
Input voltage	PF	CRI	Beam Angle	IP	IK	Finishing	Lifetime
220-240V ~ 50/60Hz	0.9	80	60°x 120°	65	08	Grey	30000h

Order Code	Product Description	Power (W)	Color Temp (K)	Beam Angle (lm)	Efficiency (lm/W)	Voltage (V)	Height (m)	Width (mm)	Depth (mm)
L01E0-0159	RD20 A LED streetlight 50W 6500K	50W	6500K	6200lm	120lm/W	L-N:4KV; L/N-PE:2KV	485	130	74.5
L01E0-0151	RD20 A LED streetlight 50W 3000K	50W	3000K	5500lm	110lm/W	L-N:4KV; L/N-PE:2KV	485	130	74.5
L01E0-0155	RD20 A LED streetlight 50W 4000K	50W	4000K	6200lm	120lm/W	L-N:4KV; L/N-PE:2KV	485	130	74.5
L01E0-0156	RD20 A LED streetlight 100W 4000K	100W	4000K	11500lm	115lm/W	L-N:4KV; L/N-PE:2KV	545	150	74.5
L01E0-0152	RD20 A LED streetlight 100W 3000K	100W	3000K	10500lm	105lm/W	L-N:4KV; L/N-PE:2KV	545	150	74.5
L01E0-0160	RD20 A LED streetlight 100W 6500K	100W	6500K	11500lm	115lm/W	L-N:4KV; L/N-PE:2KV	545	150	74.5
L01E0-0153	RD20 A LED streetlight 150W 3000K	150W	3000K	14850lm	100lm/W	L-N:4KV; L/N-PE:2KV	615	180	74.5
L01E0-0157	RD20 A LED streetlight 150W 4000K	150W	4000K	16500lm	110lm/W	L-N:4KV; L/N-PE:2KV	615	180	74.5
L01E0-0161	RD20 A LED streetlight 150W 6500K	150W	6500K	16500lm	110lm/W	L-N:4KV; L/N-PE:2KV	615	180	74.5
L01E0-0162	RD20 A LED streetlight 200W 6500K	200W	6500K	22550lm	110lm/W	L-N:4KV; L/N-PE:2KV	685	200	74.5
L01E0-0154	RD20 A LED streetlight 200W 3000K	200W	3000K	20300lm	100lm/W	L-N:4KV; L/N-PE:2KV	685	200	74.5
L01E0-0158	RD20 A LED streetlight 200W 4000K	200W	4000K	22550lm	110lm/W	L-N:4KV; L/N-PE:2KV	685	200	74.5

Accessory

Order Code	Product Description	Lamp pole Size	Finishing color	Material	Accessory	Pcs/ Carton	Carton Size L*W*H(mm)	Package	
N66E0-0029	50W/100W/150W/200W lamp pole	Φ58*500mm	Gray	Galvanized iron	Expansion screw 8*60	4pcs	20	62.5x49.5x55.5mm	Carton
N66E0-0030	50W/100W/150W/200W lamp pole	Φ58*300mm	Gray	Galvanized iron	Expansion screw 8*60	4pcs	20	61x50x35.5mm	Carton

Dimensional Drawing:



Simon | Streetlight

RD30 LED Streetlight



Features



Certification

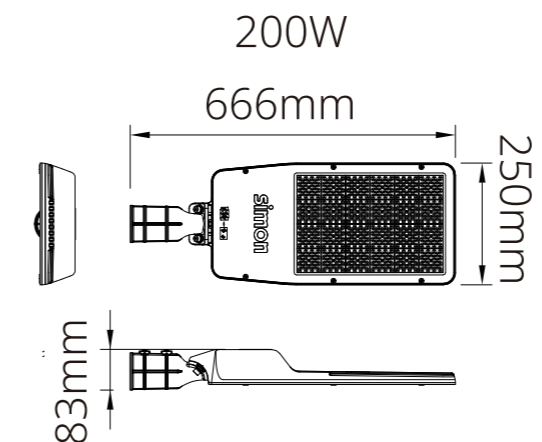
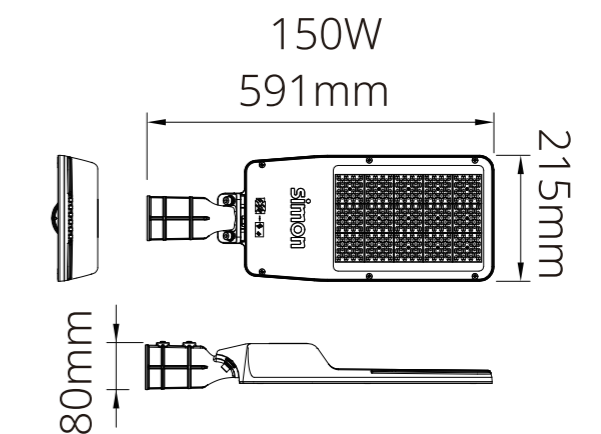
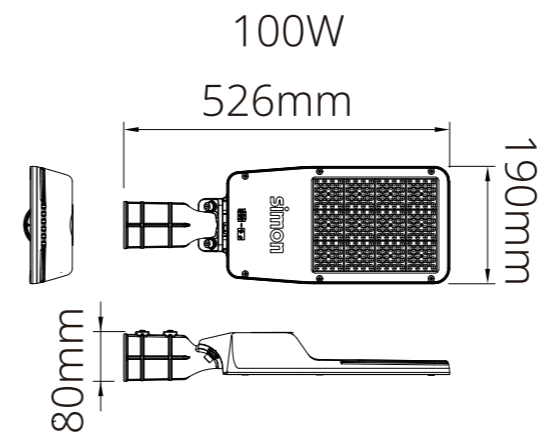
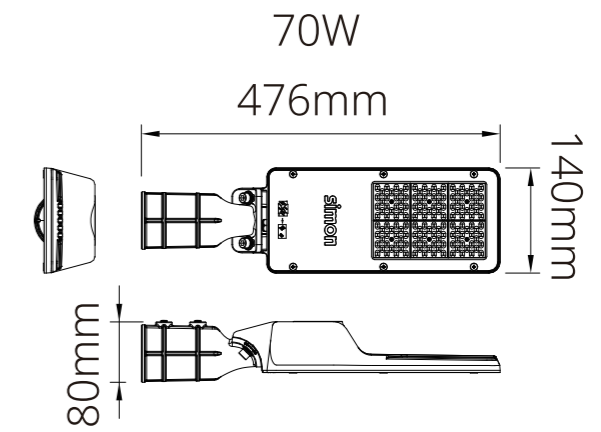
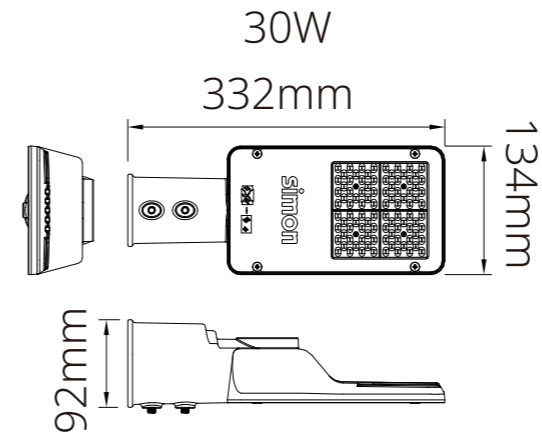


Specification



Order Code	Description	Power	Color temperature	Luminous flux (lm)	Luminous efficacy (lm/W)	Surge Protection (L-N - L/N-PE)	Product Size (L×W×Hmm)	Pcs/Carton	Carton size (L*W*H mm)
L01E0-0105	RD30 LED streetlight 30W 3000K	30W	3000K	4300lm	150lm/W	L-N:10KV;L/N-PE:10KV	332×134×92	4	479×380×195
L01E0-0106	RD30 LED streetlight 30W 4000K	30W	4000K	4500lm	150lm/W	L-N:10KV;L/N-PE:10KV	332×134×92	4	479×380×195
L01E0-0107	RD30 LED streetlight 30W 6500K	30W	6500K	4500lm	150lm/W	L-N:10KV;L/N-PE:10KV	332×134×92	4	479×380×195
L01E0-0108	RD30 LED streetlight 70W 3000K	70W	3000K	10000lm	150lm/W	L-N:10KV;L/N-PE:10KV	476×140×80	4	524×456×201
L01E0-0109	RD30 LED streetlight 70W 4000K	70W	4000K	10500lm	150lm/W	L-N:10KV;L/N-PE:10KV	476×140×80	4	524×456×201
L01E0-0110	RD30 LED streetlight 70W 6500K	70W	6500K	10500lm	150lm/W	L-N:10KV;L/N-PE:10KV	476×140×80	2	524×456×201
L01E0-0111	RD30 LED streetlight 100W 3000K	100W	3000K	14300lm	150lm/W	L-N:10KV;L/N-PE:10KV	526×190×80	2	573×220×251
L01E0-0112	RD30 LED streetlight 100W 4000K	100W	4000K	15000lm	150lm/W	L-N:10KV;L/N-PE:10KV	526×190×80	2	573×220×251
L01E0-0113	RD30 LED streetlight 100W 6500K	100W	6500K	15000lm	150lm/W	L-N:10KV;L/N-PE:10KV	526×190×80	2	573×220×251
L01E0-0114	RD30 LED streetlight 150W 3000K	150W	3000K	21400lm	150lm/W	L-N:10KV;L/N-PE:10KV	591×215×80	2	639×198×276
L01E0-0115	RD30 LED streetlight 150W 4000K	150W	4000K	22500lm	150lm/W	L-N:10KV;L/N-PE:10KV	591×215×80	2	639×198×276
L01E0-0116	RD30 LED streetlight 150W 6500K	150W	6500K	22500lm	150lm/W	L-N:10KV;L/N-PE:10KV	591×215×80	2	639×198×276
L01E0-0117	RD30 LED streetlight 200W 3000K	200W	3000K	28500lm	150lm/W	L-N:10KV;L/N-PE:10KV	666×250×83	2	711×185×308
L01E0-0118	RD30 LED streetlight 200W 4000K	200W	4000K	30000lm	150lm/W	L-N:10KV;L/N-PE:10KV	666×250×83	2	711×185×308
L01E0-0119	RD30 LED streetlight 200W 6500K	200W	6500K	30000lm	150lm/W	L-N:10KV;L/N-PE:10KV	666×250×83	2	711×185×308

Dimensional Drawing:



RD60 LED Streetlight



Features



Certification

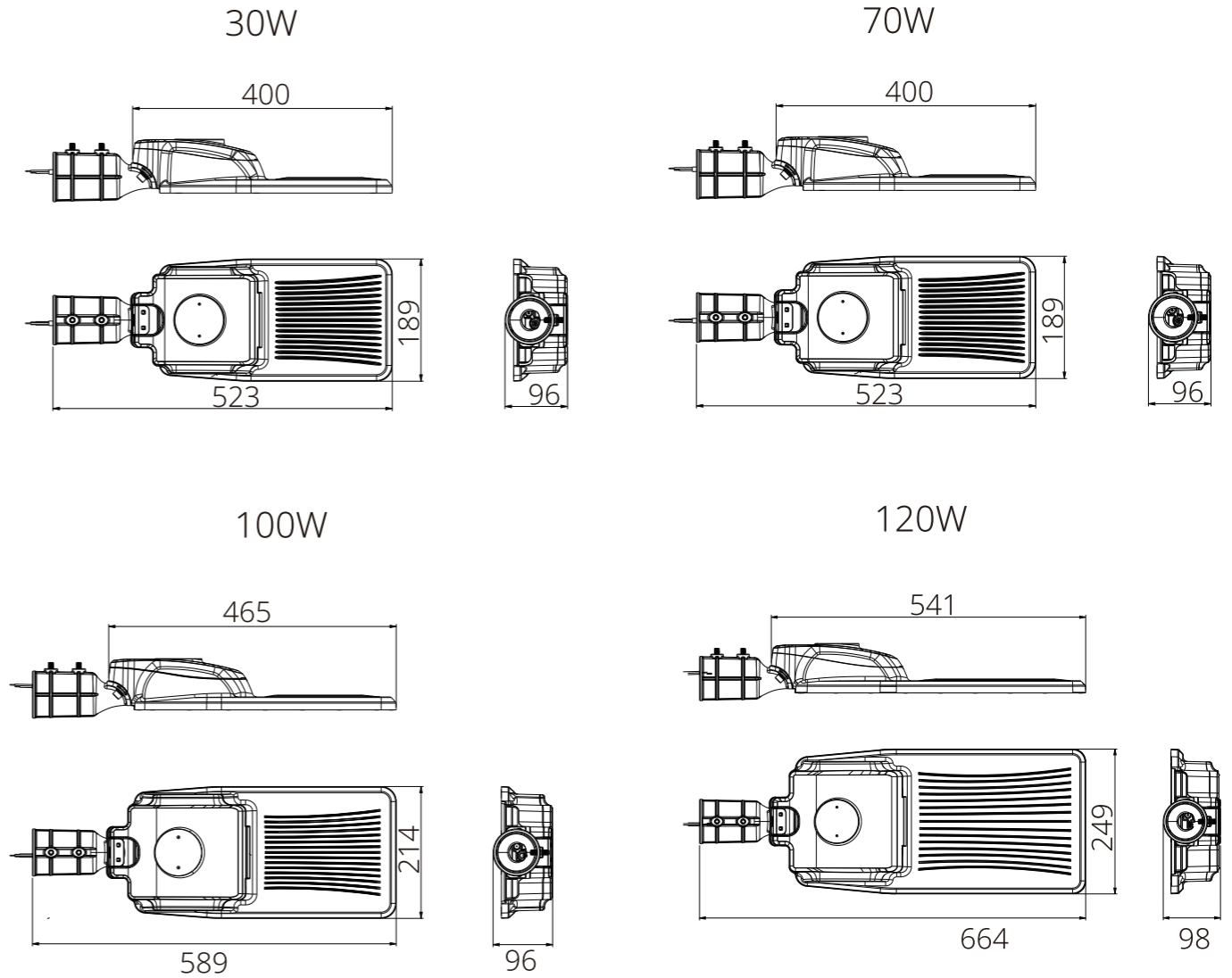


Specification



Order Code	Description	Power	Color temperature	Luminous flux (lm)	Luminous efficacy (lm/W)	Surge Protection (L-N - L/N-PE)	Product Size (L×W×Hmm)	Pcs/Carton	Carton size (L*W*H mm)
L01E0-0163	RD60 LED streetlight 30W 3000K DALI	30W	3000K	4350lm	145lm/W	L-N:10KV;L/N-PE:10KV	524×189×83	4	479×380×195
L01E0-0164	RD60 LED streetlight 30W 4000K DALI	30W	4000K	4500lm	150lm/W	L-N:10KV;L/N-PE:10KV	524×189×83	4	479×380×195
L01E0-0165	RD60 LED streetlight 30W 6500K DALI	30W	6500K	4500lm	150lm/W	L-N:10KV;L/N-PE:10KV	524×189×83	4	479×380×195
L01E0-0166	RD60 LED streetlight 70W 3000K DALI	70W	3000K	10150lm	145lm/W	L-N:10KV;L/N-PE:10KV	524×189×83	4	524×456×201
L01E0-0167	RD60 LED streetlight 70W 4000K DALI	70W	4000K	10500lm	150lm/W	L-N:10KV;L/N-PE:10KV	524×189×83	4	524×456×201
L01E0-0168	RD60 LED streetlight 70W 6500K DALI	70W	6500K	10500lm	150lm/W	L-N:10KV;L/N-PE:10KV	524×189×83	2	524×456×201
L01E0-0169	RD60 LED streetlight 100W 3000K DALI	100W	3000K	14500lm	145lm/W	L-N:10KV;L/N-PE:10KV	590×214×83	2	573×220×251
L01E0-0171	RD60 LED streetlight 100W 6500K DALI	100W	6500K	15000lm	150lm/W	L-N:10KV;L/N-PE:10KV	590×214×83	2	573×220×251
L01E0-0170	RD60 LED streetlight 100W 4000K DALI	100W	4000K	15000lm	150lm/W	L-N:10KV;L/N-PE:10KV	590×214×83	2	573×220×251
L01E0-0172	RD60 LED streetlight 120W 3000K DALI	120W	3000K	17400lm	145lm/W	L-N:10KV;L/N-PE:10KV	664×250×85	2	639×198×276
L01E0-0173	RD60 LED streetlight 120W 4000K DALI	120W	4000K	18000lm	150lm/W	L-N:10KV;L/N-PE:10KV	664×250×85	2	639×198×276
L01E0-0174	RD60 LED streetlight 120W 6500K DALI	120W	6500K	18000lm	150lm/W	L-N:10KV;L/N-PE:10KV	664×250×85	2	639×198×276

Dimensional Drawing:

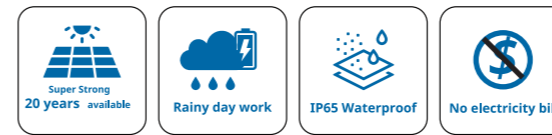




SFL39 LED Floodlight Solar



Features

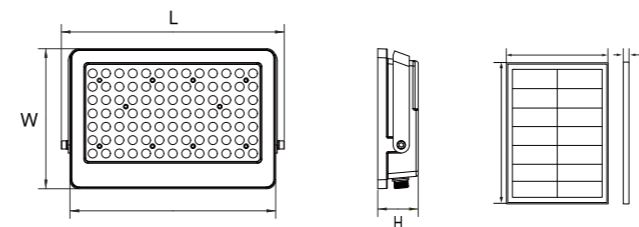


Specification

Battery type 32700 Lithium battery	Solar Panel type Monocrystalline silicon	Working time 12hrs	CRI 70	Charging time 8hrs	Beam angle 90°	IK 08	Finishing Black	Lifetime 20000h
--	--	------------------------------	------------------	------------------------------	--------------------------	-----------------	---------------------------	---------------------------

Order Code	Description	Power	Color temperature	Luminous efficacy (lm/W)	Luminous flux (lm)	Battery capacity	Product Size (LxWxH mm)	Solar Panel capacity	Pcs/Carton	Solar Panel capacity
L05E0-0125	SFL39 LED Floodlight Solar Eq50W 3000K	50W	3000K	180lm/W	900lm	3.2V 5000mAH	198*132*50	5.8V/10Wp	4	387*300*242
L05E0-0126	SFL39 LED Floodlight Solar Eq50W 4000K	50W	4000K	180lm/W	900lm	3.2V 5000mAH	198*132*50	5.8V/10Wp	4	387*300*242
L05E0-0127	SFL39 LED Floodlight Solar Eq50W 6500K	50W	6500K	180lm/W	900lm	3.2V 5000mAH	198*132*50	5.8V/10Wp	4	387*300*242
L05E0-0128	SFL39 LED Floodlight Solar Eq100W 3000K	100W	3000K	180lm/W	1800lm	3.2V 15000mAH	198*132*50	6V/15Wp	4	387*380*322
L05E0-0129	SFL39 LED Floodlight Solar Eq100W 4000K	100W	4000K	180lm/W	1800lm	3.2V 15000mAH	198*132*50	6V/15Wp	4	387*380*322
L05E0-0130	SFL39 LED Floodlight Solar Eq100W 6500K	100W	6500K	180lm/W	1800lm	3.2V 15000mAH	198*132*50	6V/15Wp	4	387*380*322
L05E0-0131	SFL39 LED Floodlight Solar Eq150W 3000K	150W	3000K	180lm/W	2700lm	3.2V 20000mAH	275*173*50	6V/15Wp	4	387*380*322
L05E0-0132	SFL39 LED Floodlight Solar Eq150W 4000K	150W	4000K	180lm/W	2700lm	3.2V 20000mAH	275*173*50	6V/15Wp	4	387*380*322
L05E0-0133	SFL39 LED Floodlight Solar Eq150W 6500K	150W	6500K	180lm/W	2700lm	3.2V 20000mAH	275*173*50	6V/15Wp	4	387*380*322
L05E0-0134	SFL39 LED Floodlight Solar Eq200W 3000K	200W	3000K	180lm/W	3600lm	3.2V 25000mAH	275*173*50	5V/20Wp	4	387*380*392
L05E0-0135	SFL39 LED Floodlight Solar Eq200W 4000K	200W	4000K	180lm/W	3600lm	3.2V 25000mAH	275*173*50	5V/20Wp	4	387*380*392
L05E0-0136	SFL39 LED Floodlight Solar Eq200W 6500K	200W	6500K	180lm/W	3600lm	3.2V 25000mAH	275*173*50	5V/20Wp	4	387*380*392
L05E0-0137	SFL39 LED Floodlight Solar Eq300W 3000K	300W	3000K	210lm/W	5400lm	3.2V 30000mAH	306*198*50	6V/30Wp	3	563*291*392
L05E0-0138	SFL39 LED Floodlight Solar Eq300W 4000K	300W	4000K	210lm/W	5400lm	3.2V 30000mAH	306*198*50	6V/30Wp	3	563*291*392
L05E0-0139	SFL39 LED Floodlight Solar Eq300W 6500K	300W	6500K	210lm/W	5400lm	3.2V 30000mAH	306*198*50	6V/30Wp	3	563*291*392
L05E0-0140	SFL39 LED Floodlight Solar Eq400W 3000K	400W	3000K	160lm/W	7200lm	3.2V 40000mAH	306*198*50	6V/40Wp	2	703*198*392
L05E0-0141	SFL39 LED Floodlight Solar Eq400W 4000K	400W	4000K	160lm/W	7200lm	3.2V 40000mAH	306*198*50	6V/40Wp	2	703*198*392
L05E0-0142	SFL39 LED Floodlight Solar Eq400W 6500K	400W	6500K	160lm/W	7200lm	3.2V 40000mAH	306*198*50	6V/40Wp	2	703*198*392
L05E0-0143	SFL39 LED Floodlight Solar Eq500W 3000K	500W	3000K	200lm/W	8800lm	3.2V 50000mAH	306*198*50	6V/50Wp	2	703*198*487
L05E0-0144	SFL39 LED Floodlight Solar Eq500W 4000K	500W	4000K	200lm/W	8800lm	3.2V 50000mAH	306*198*50	6V/50Wp	2	703*198*487
L05E0-0145	SFL39 LED Floodlight Solar Eq500W 6500K	500W	6500K	200lm/W	8800lm	3.2V 50000mAH	306*198*50	6V/50Wp	2	703*198*487

Dimensional Drawing:



Simon | Solar Outdoor

SRD29 LED Solar Streetlight



Certification



Features

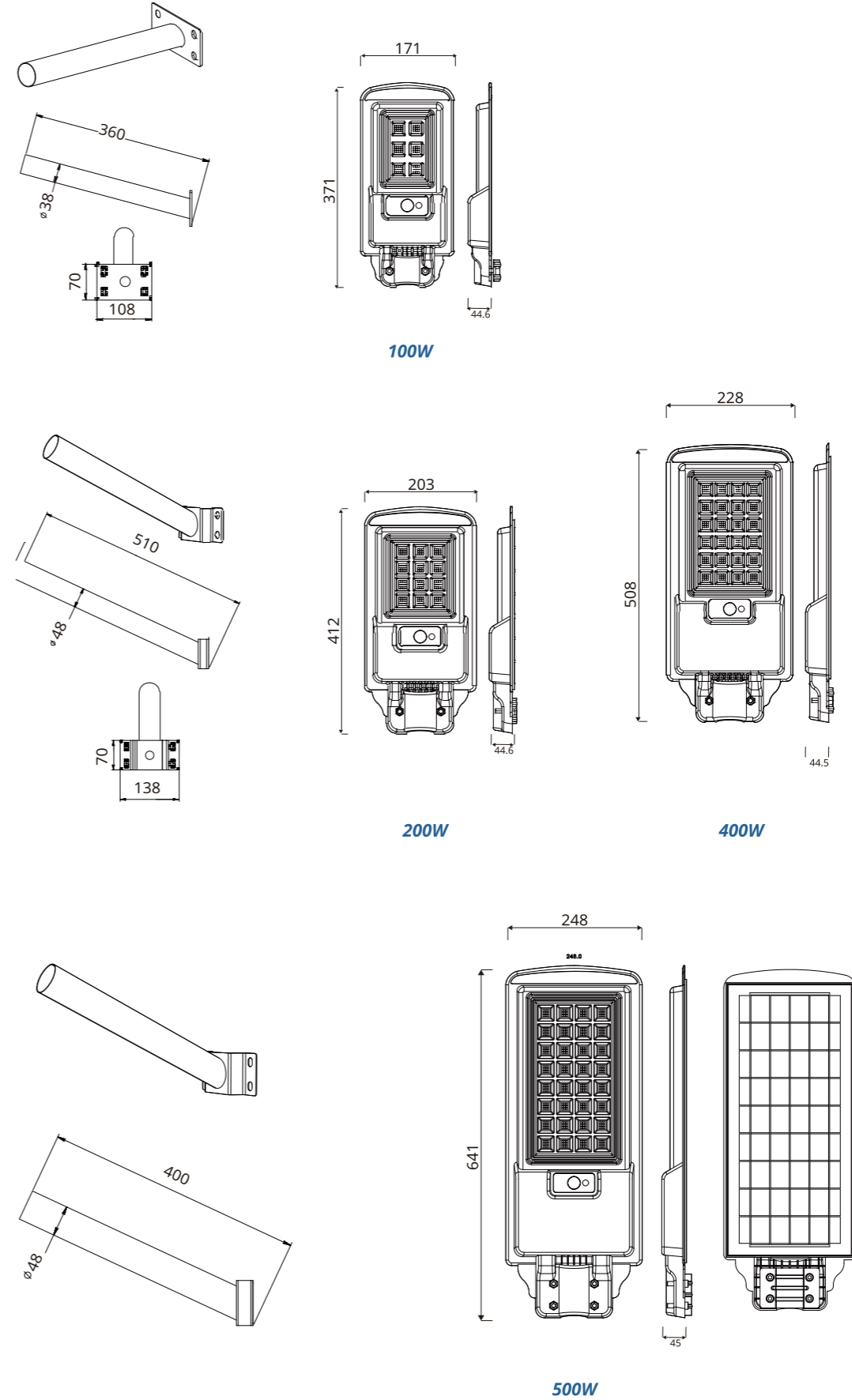
- High-efficiency Monocrystalline solar panels**
- Rainy day work** (In Auto mode-3 nights per charge)
- 80% capacity after 2000 cycles**
- Super Strong 8 years available**
- Pole inside Full Kit**

Specification

Up to 3 nights with signal charge (auto mode)	Charging time 8hrs	CRI 70	Beam Angle 110°	IP 65	IK 03	Finishing Grey	Lifetime 30000h
---	------------------------------	------------------	---------------------------	-----------------	-----------------	--------------------------	---------------------------

Order Code	Description	Power	Color temperature	Luminous flux (lm)	Luminous efficacy (lm/W)	Battery type	Battery capacity	Working time	Product Size (L1*W1*H1mm)	Solar Panel type	Solar Panel capacity	Solar panel size (L2*W2*H2 mm)
L01E0-0063	SRD29 LED streetlight Solar Eq100W 4000K	7W	4000K	1000 lm	140lm/W	26700 LiFeO4	1x5000mah	>12hrs	371*171*44.5	Monocrystalline silicon	5W/5.5W	280*154*4
L01E0-0064	SRD29 LED streetlight Solar Eq100W 6500K	7W	6500K	1000 lm	140lm/W	26700 LiFeO4	1x5000mah	>12hrs, step dimming by battery capacity	371*171*44.5	Monocrystalline silicon	5W/5.5W	280*154*4
L01E0-0065	SRD29 LED streetlight Solar Eq200W 4000K	15W	4000K	2000 lm	135lm/W	26700 LiFeO4	2x4000mah	>12hrs, step dimming by battery capacity	412*203*44.5	Monocrystalline silicon	4.5V/7.5W	301*187*4
L01E0-0066	SRD29 LED streetlight Solar Eq200W 6500K	15W	6500K	2000 lm	135lm/W	26700 LiFeO4	2x4000mah	>12hrs, step dimming by battery capacity	412*203*44.5	Monocrystalline silicon	4.5V/7.5W	301*187*4
L01E0-0069	SRD29 LED streetlight Solar Eq400W 4000K	25W	4000K	4000 lm	160lm/W	26700 LiFeO4	3x5000mah	>12hrs, step dimming by battery capacity	508*228*44.5	Monocrystalline silicon	4.5V/14W	397*212*4
L01E0-0070	SRD29 LED streetlight Solar Eq400W 6500K	25W	6500K	4000 lm	160lm/W	26700 LiFeO4	3x5000mah	>12hrs, step dimming by battery capacity	508*228*44.5	Monocrystalline silicon	4.5V/14W	397*212*4
L01E0-0071	SRD29 LED streetlight Solar Eq500W 4000K	30W	4000K	5000 lm	165lm/W	26700 LiFeO4	4x5000mah	>12hrs, step dimming by battery capacity	641*228*44.5	Monocrystalline silicon	4.5V/17.5W	508*231*4
L01E0-0072	SRD29 LED streetlight Solar Eq500W 6500K	30W	6500K	5000 lm	165lm/W	26700 LiFeO4	4x5000mah	>12hrs, step dimming by battery capacity	641*228*44.5	Monocrystalline silicon	4.5V/17.5W	508*231*4

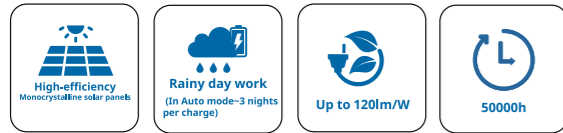
Dimensional Drawing:



SRD59 LED Solar Streetlight



Features



Certification



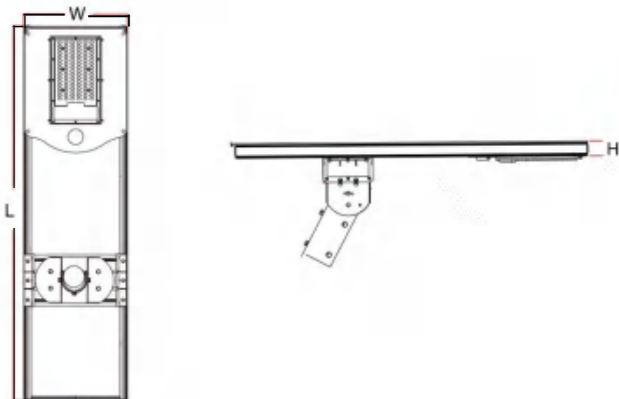
Specification

Up to 3 nights with signal charge (auto mode)	Charging time 8hrs	CRI 70	Beam Angle 110°	IP 65	IK 03	Finishing Grey	Lifetime 50000h
---	------------------------------	------------------	---------------------------	-----------------	-----------------	--------------------------	---------------------------

Order Code	Description	Power	Color temperature	Luminous flux (lm)	Luminous efficacy (lm/W)	Battery type	Battery capacity	Charging time	Working time	Product Size (L×W×H mm)	Solar Panel type	Pcs/Carton	Carton size (L×W×H mm)
L01D0-0010	40W 5700K Solar Street Lamp	40W	5700K	5200lm	130lm/W	26700 LiFeO4	320WH	2000 times	5-7 rainy days	1004*370*35	Monocrystalline silicon	-	-
L01D0-0011	60W 5700K Solar Street Lamp	60W	5700K	7800 lm	130lm/W	26700 LiFeO4	512WH	2000 times	5-7 rainy days	1344*370*35	Monocrystalline silicon	1	1405*435*220
L01D0-0012	80W 5700K Solar Street Lamp	80W	5700K	10400 lm	130lm/W	26700 LiFeO4	640WH	2000 times	5-7 rainy days	1314*526*35	Monocrystalline silicon	1	1370*585*220
L01D0-0013	100W 5700K Solar Street Lamp	100W	5700K	13000 lm	130lm/W	26700 LiFeO4	768WH	2000 times	5-7 rainy days	1314*526*35	Monocrystalline silicon	-	-

This solar floodlight is designed for projects, and customization is available. For more detailed specifications, please contact Simon Partners.

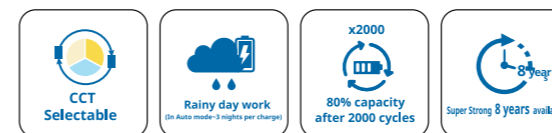
Dimensional Drawing:



SGL29 LED Solar Garden Post Light



Features



Certification

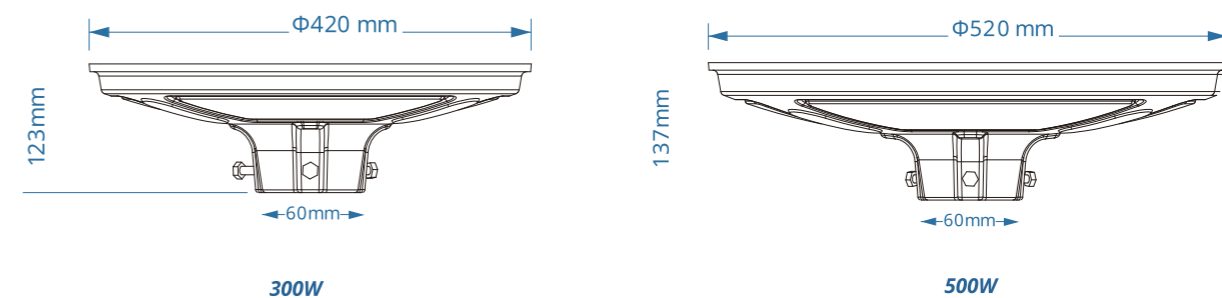


Specification


Solar Panel type Monocrystalline silicon	Up to 3 nights with signal charge (auto mode)	Charging time 8hrs	CRI 70	Beam Angle 110°	IP 65	IK 03	Finishing Grey	Lifetime 30000h
---	---	------------------------------	------------------	---------------------------	-----------------	-----------------	--------------------------	---------------------------

Order Code	Description	Power	Color temperature	Luminous flux (lm)	Luminous efficacy (lm/W)	Battery type	Battery capacity	Product Size (W×T mm)	Solar Panel capacity	Working time	Pcs/Carton	Carton size (L×W×H mm)
L07E0-0001	SGL29 LED garden post light Solar Eq300W 3CCT 18W 3000K/4000K/6500K 3000 lm	18W	3000K/4000K/6500K	3000 lm	165lm/W	26700 LiFeO4	3×5000mah	Ø420*123	4.5V/15W	≥12hrs, step dimming by battery capacity coming soon	coming soon	coming soon
L07E0-0004	SGL29 LED garden post light Solar Eq500W 3CCT 30W 3000K/4000K/6500K 5000 lm	30W	3000K/4000K/6500K	5000 lm	165lm/W	26700 LiFeO4	4×5000mah	Ø520*137	4.5V/24W	≥12hrs, step dimming by battery capacity coming soon	coming soon	coming soon

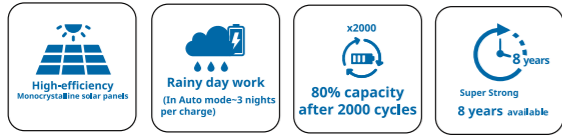
Dimensional Drawing:



SWL29 LED Solar Streetlight



Features



Certification

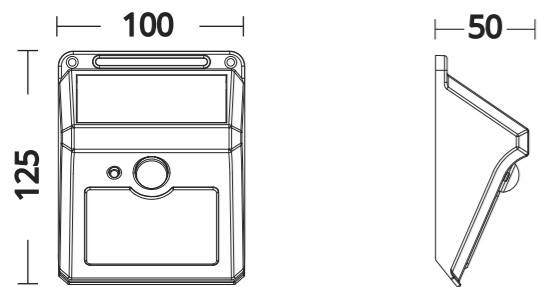


Specification

Up to 3 nights with signal charge (auto mode)	Charging time 8hrs	CRI 70	Beam Angle 110°	IP 65	IK 03	Finishing Grey	Lifetime 30000h
---	------------------------------	------------------	---------------------------	-----------------	-----------------	--------------------------	---------------------------

Order Code	Description	Power	Color temperature	Luminous flux (lm)	Luminous efficacy (lm/W)	Battery type	Battery capacity	Working time	Product Size (L1×W1×H1 mm)	Solar Panel type	Solar Panel capacity (L2×W2×H2 mm)	Solar panel size
L08E0-0001	SWL29 LED wall lamp solar Eq5W 4000K	0.5W	4000K	50 lm	100lm/W	18650 LiCoMn	1200mah	>12hrs, step dimming by battery capacity	100*125*50	polycrystalline silicon	5.5V/0.35W	80*45mm
L08E0-0002	SWL29 LED wall lamp solar Eq5W 6500K	0.5W	6500K	50 lm	100lm/W	18650 LiCoMn	1200mah	>12hrs, step dimming by battery capacity	100*125*50	polycrystalline silicon	5.5V/0.35W	80*45mm
L08E0-0003	SWL29 LED wall lamp solar Eq10W 4000K	1W	4000K	100 lm	100lm/W	18650 LiCoMn	1200mah	>12hrs, step dimming by battery capacity	185*125*50	polycrystalline silicon	5.5V/0.82W	167*42mm
L08E0-0004	SWL29 LED wall lamp solar Eq10W 6500K	1W	6500K	100 lm	100lm/W	18650 LiCoMn	1200mah	>12hrs, step dimming by battery capacity	185*125*50	polycrystalline silicon	5.5V/0.82W	167*42mm
L08E0-0005	SWL29 LED wall lamp solar Eq30W 4000K	3W	4000K	300 lm	100lm/W	18650 LiCoMn	2000mah	>12hrs, step dimming by battery capacity	185*125*50	Monocrystalline silicon	5.5V/1W	167*42mm
L08E0-0006	SWL29 LED wall lamp solar Eq30W 6500K	3W	6500K	300 lm	100lm/W	18650 LiCoMn	2000mah	>12hrs, step dimming by battery capacity	185*125*50	Monocrystalline silicon	5.5V/1W	167*42mm

Dimensional Drawing:





Smart CP36S LED Spotlight



Features

- Smart zigbee
- Heat Dissipation
- IP44 Outdoor usage*
- CRI > 97
- More Choices
- 50000h
- CRI > 90
- Anti-glare UGR < 5 (Best)
- Adjustable angle ±30°
- Adjustable angle 355°
- COB
- DALI 2.0
- Honeycomb
- Diffuser

Certification



Specification

- 220-240V 50/60Hz
- ON/OFF
- Recessed Installation
- Indoor
- IP20
- IP44
- 20~40°C Ta
- COB
- RA > 90 CRI
- > 50 Ra
- < 3 SDCM
- UGR < 2
- Shield angle 35°
- Tilt angle
- 355° Adjustable angle
- TRIAC
- DALI 2.0
- 0-10V
- Smart Zigbee
- Smart BLE

Description	Power	Color temperature	Beam angle (°)	Luminous flux @36°@4000K (lm)	Luminous efficacy @36°@4000K (lm/W)	Product Size (D×Wmm)	Cutout (mm)	Pcs/Carton	Carton size (L*W*H mm)
CP36S LED Spotlight Zigbee	Max9W	2700K-5700K	24°/36°	720lm	80lm/w	φ84×96	φ75	48	435×375×230
CP36S LED Spotlight Zigbee	Max15W	2700K-5700K	24°/36°	1050lm	70lm/w	φ84×96	φ75	48	435×375×230
CP36S LED Spotlight Zigbee	Max20W	2700K-5700K	24°/36°	1400lm	70lm/w	φ108×119	φ100	24	450×325×260

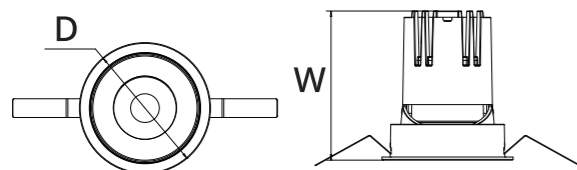
Simon | Smart lighting

CP36S Accessories for Φ 75mm Cutout

Order Code	Product Description	Dimension (mm)	Material
N0424-4047	CP36S Trimless installation Accessory R75	Φ 100 \times 23	Aluminum
N0424-3310	CP36S R75 Reflector-Silver	Φ 70 \times 25	PC
N0424-3923	CP36S R75 Reflector-Matt white	Φ 70 \times 25	PC
N0424-3958	CP36S R75 Reflector-Matt silver	Φ 70 \times 25	PC
N0424-4076	CP36S R75 Reflector-Glossy black	Φ 70 \times 25	PC
N0424-4078	CP36S R75 Reflector-Matt black	Φ 70 \times 25	PC
N0424-4080	CP36S R75 Reflector-Chrome black	Φ 70 \times 25	PC
N0424-3921	CP36S R75 Grid Reflector-Silver	86 \times 86 \times 20	PC

CP36S Accessories for Φ 100/125mm Cutout

Order Code	Product Description	Dimension (mm)	Material
N0424-3311	CP36S R100 Reflector-Silver	Φ 92 \times 35	PC
N0424-3920	CP36S R100 Grid Reflector-Silver	113 \times 113 \times 19	PC
N0424-3312	CP36S R125 Reflector-Silver	Φ 120 \times 41	PC

Dimensional Drawing:

Smart CP60 LED Spotlight



Features

COB

TRIAC

0-10V

Certification



Specification

220-240V
50/60Hz

Recessed
Installation

IP20
IP

COB

-20~40°C
Ta

RA>97
CRI

R9 ≥ 90
R9

< 3
SDCM

TRIAC

0-10V

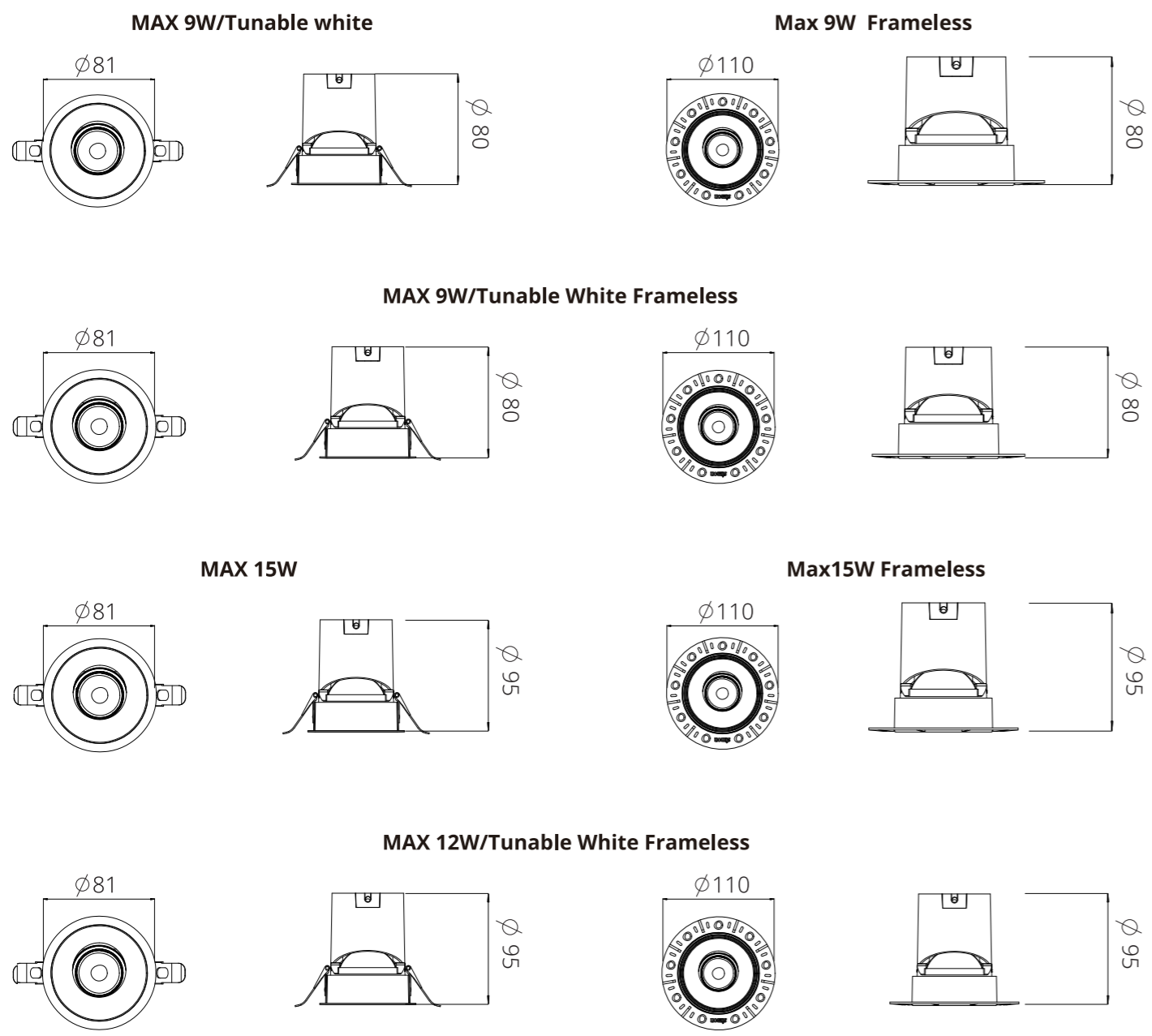
Order Code	Description	Power	Color temperature	Luminous flux (lm)	Luminous efficacy (lm/W)	Product Size (D×Wmm)	Pcs/ Carton	Carton size (L*W*H mm)	Cutout (mm)
N04E0-1169	CP60 LED Module R75 Max9W2700-5700K24°	Max9W	2700-5700K	460~600lm	50-65lm/w	Φ82×80	24	495×375×220	Φ75
N04E0-1170	CP60 LED Module R75 Max9W2700-5700K36°	Max9W	2700-5700K	430~560lm	50-60lm/w	Φ82×80	24	495×375×220	Φ75
N04E0-1191	CP60 LED Module R75 Max12W2700-5700K24°	Max9W	2700-5700K	620~820lm	50-70lm/w	Φ82×95	24	495×375×250	Φ75
N04E0-1192	CP60 LED Module R75 Max12W2700-5700K36°	Max9W	2700-5700K	570~760lm	50-65lm/w	Φ82×95	24	495×375×250	Φ75
N04E0-1171	CP60 LED Module R75 Max9W2700-5700K24° Frameless	Max12W	2700-5700K	460~600lm	50-65lm/w	Φ70×80	24	495×375×220	-
N04E0-1172	CP60 LED Module R75 Max9W2700-5700K36° Frameless	Max12W	2700-5700K	430~560lm	50-60lm/w	Φ70×80	24	495×375×220	-
N04E0-1193	CP60 LED Module R75 Max12W2700-5700K24° Frameless	Max12W	2700-5700K	620~820lm	50-70lm/w	Φ70×95	24	495×375×250	-
N04E0-1194	CP60 LED Module R75 Max12W2700-5700K36° Frameless	Max12W	2700-5700K	570~760lm	50-65lm/w	Φ70×95	24	495×375×250	-

Accessory

Order Code	Description
N04E0-1198	CP60 Dual-Lens Module R75 soft-edged 24°
N04E0-1199	CP60 Dual-Lens Module R75 Soft-edged 36°
N04E0-1205	CP60 Lens Module R75 for Tunable White 24°
N04E0-1206	CP60 Lens Module R75 for Tunable White 36°
N04E0-1200	CP60 Lens Module R75 Hill-shaped Beam 24°
N04E0-1201	CP60 Lens Module R75 Hill-shaped Beam 36°
N04E0-1202	CP60 Lens Module R75 Hill-shaped Beam 55°
N04E0-1203	CP60 Lens Module R75 Sharp-edged 24°
N04E0-1204	CP60 Lens Module R75 Sharp-edged 36°
N04E0-1195	CP60 Lens Module R75 Soft-edged 24°
N04E0-1196	CP60 Lens Module R75 Soft-edged 36°
N04E0-1197	CP60 Lens Module R75 Soft-edged 55°
N0424-4617	CP60 Reflector R75 Angled-Chrome black
N0424-4612	CP60 Reflector R75 Angled-Glossy black
N0424-4613	CP60 Reflector R75 Angled-Glossy silver
N0424-4618	CP60 Reflector R75 Angled-Gold
N0424-4616	CP60 Reflector R75 Angled-Matt black
N0424-4615	CP60 Reflector R75 Angled-Matt silver
N0424-4614	CP60 Reflector R75 Angled-Matt white
N0424-4621	CP60 Reflector R75 Vertical-Chrome black
N0424-4619	CP60 Reflector R75 Vertical-Glossy black
N0424-4622	CP60 Reflector R75 Vertical-Glossy silver
N0424-4625	CP60 Reflector R75 Vertical-Gold
N0424-4624	CP60 Reflector R75 Vertical-Matt black
N0424-4623	CP60 Reflector R75 Vertical-Matt silver
N0424-4620	CP60 Reflector R75 Vertical-Matt white
N0424-4626	CP60 Reflector R75 Wall Washer
N65E0-0159	EC1 LED Driver-Fast Conn 12W300mA36VDC PF0.5
N65E0-0160	EC1 LED Driver-Fast Conn 15W360mA36VDC PF0.5
N65E0-0161	EC1 LED Driver-Fast Conn 7W160mA36VDC PF0.9
N65E0-0162	EC1 LED Driver-Fast Conn 9W200mA36VDC PF0.9
N65E0-0163	EC1 LED Driver-Fast Conn 12W300mA36VDC PF0.9
N65E0-0164	EC1 LED Driver-Fast Conn 15W360mA36VDC PF0.9
N0424-4628	CP60 Clear protective lens R75
N0424-4631	CP60 Diffuser R75
N0424-4630	CP60 Elliptical spread lens R75
N0424-4629	CP60 Honeycomb R75
N0424-4611	CP60 Pre-embed frameless accessory R75
N0424-4657	CP60 Frame with spring clips R75



Dimensional Drawing:



Smart Spotlight KC1



Features

-
-
-
-
-
-
-

Certification

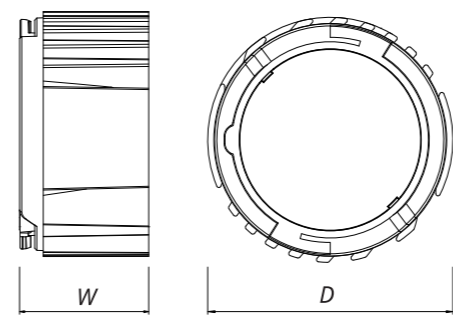
CB CE EMC

Specification


- 5m /Roll
- IP20 IP44
- INSTL Surface
- CRI > 80
- Lifetim 15000h

Order Code	Description	Power	Product Size (D×Wmm)	Pcs/Carton	Carton size (L*W*H mm)
N62E0-1157	Smart LED KC1 Tunable WH Module Max12W15°2700-6000K	12W	ø57*57	24.00 USD	360×210×160
N62E0-1158	Smart LED KC1 Tunable WH Module Max12W24°2700-6000K	12W	ø57*57	24.00 USD	360×210×160
N62E0-1159	Smart LED KC1 Tunable WH Module Max12W36°2700-6000K	12W	ø57*57	24.00 USD	360×210×160
N62E0-1160	Smart LED KC1 Tunable WH Module Max12W60°2700-6000K	12W	ø57*57	24.00 USD	360×210×160
N6524-0391	SC1 constant current Tunable WH + Dim driver (5W100mA36VDC)	5W	158×48×26	24.00 USD	360×210×160
N6524-0392	SC1 constant current Tunable WH + Dim driver (7W160mA36VDC)	7W	158×48×26	24.00 USD	360×210×160
N6524-0393	SC1 constant current Tunable WH + Dim driver (9W200mA36VDC)	9W	158×48×26	24.00 USD	360×210×160
N6524-0394	SC1 constant current Tunable WH + Dim driver (12W300mA36VDC)	12W	158×48×26	24.00 USD	360×210×160


Dimensional Drawing:




Smart SS36 LED Strip




Features




Tunable white



1LED Catable




CRI > 95



30000h

COB

TRIAC



DALI 2.0

0-10V

Certification



Specification

Simon Smart Zigbee

Simon Smart BLE

DC24V

Indoor

IP20

IP65

-10~40°C

Ra>95

R9>85

≤ 5

Order Code	Description	Power	Color temperature	Luminous flux (lm)	Luminous efficacy (lm/W)	min cut length/mm	Product Size (L*W*Tmm)	Pcs/ Carton	Carton size (L*W*H mm)
N6824-0256	SS36 24V LED Strip 12W/M-5M 120L 2700-5700K Ra97 IP20	12W/meter	2700-5700K	960lm	85lm/W	31	5000×8×1.5	40 Roll	460×320×240
N6824-0257	SS36 24V LED Strip 12W/M-5M 120L 2700-5700K Ra97 IP65	12W/meter	2700-5700K	420lm	80lm/W	31	5000×8×4	40 Roll	380×560×305

Accessory

Order Code	Description
N6600-1083	8mm End connector- single wiring(For tubeWH)
N6600-1084	8mm Middle connector(For tubeWH)
N6600-1097	8mm End connector- single wiring(For 180L)
N6600-1098	8mm Middle connector(For 180L)
N6600-1099	5mm End connector- single wiring
N6600-1100	5mm Middle connector

Product dimensions and accessories refer to SS36.

Order Code	Product Description	Nominal Power	Input Voltage	Luminous Flux @4000K(lm)	Beam Angle	Product Size (mm)	Length/roll (m)	Cutting unit (mm)
N6824-0256	LED Strip SS36 24V 2x96L 8mm 12W TunableWH IP20 5M	12W/M	DC 24V	1020	120°	L5000×W8×T1.5	5	31
N6824-0257	LED Strip SS36 24V 2x96L 8mm 12W TunableWH IP65 5M	12W/M	DC 24V	960	120°	L5000×W8×T4	5	31
N6600-1083	8mm End connector- single wiring(for tunableWH)							
N6600-1084	8mm Middle connector (for tunableWH)							



Order Code	Product Description	Communication	Output type	Rated input voltage	Rated output voltage	Max. output current (A)	PF
N65E0-0089	LED DriverCV 24V150W Zigbee TunableWH	ZigBee	Constant voltage	220-240V~50/60Hz	DC 24V	6.3	0.9
N65E0-0091	LED DriverCV 24V250W Zigbee TunableWH	ZigBee	Constant voltage	220-240V~50/60Hz	DC 24V	10.5	0.9
N65E0-0090	LED DriverCV 24V150W BLE TunableWH	BLE	Constant voltage	220-240V~50/60Hz	DC 24V	6.3	0.9
N65E0-0092	LED DriverCV 24V250W BLE TunableWH	BLE	Constant voltage	220-240V~50/60Hz	DC 24V	10.5	0.9



Order Code	Product Description	Output type	Rated input voltage	Output voltage range	Max. output current (A)	PF
N6524-0437	SV1 constant voltage dim+tunable white driver (150W)	Constant voltage	220-240V~50/60Hz	DC 24V	6.3	0.9

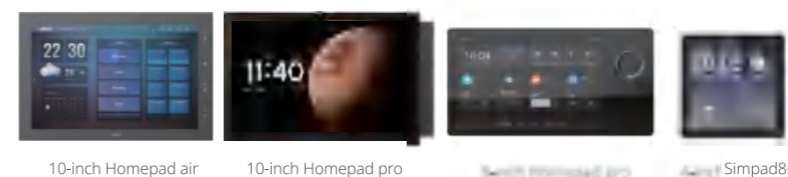


Order Code	Product Description
N6524-0412	Zigbee module (Tunable WH + Dim)
N65D2-0356 C201X000037	Simon smart BLE module (Tunable WH + Dim)

Support multiple smart control ways



Smart Panel



Wireless Remote Control Scene Switch



Smart Scene switch



Smart Tunable white and dimming switch:

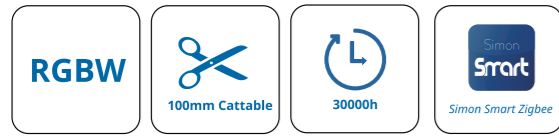
**Only applicable to ZigBee lighting*



Smart SS58 LED Strip



Features



Certification



Specification



Order Code	Description	Power	Color temperature	Luminous flux (lm)	Luminous efficacy (lm/W)	min cut length/mm	Product Size (L×W×Tmm)	Pcs/Carton	Carton size (L*W*H mm)
N68E0-0161	SS58 24V LED Smart Strip 18W/M-5M 60L 10mm RGBW IP20 18W/meter	18W	RGBW	1440lm	80lm/W	100	5000×10×3	20 Roll	250*250*230

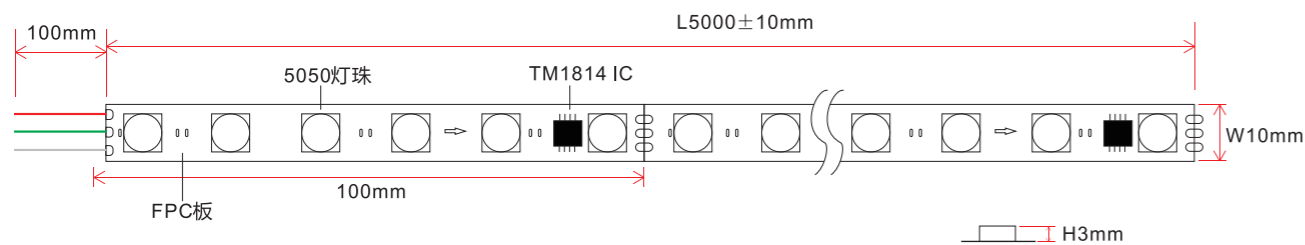
Accessory

Order Code	Product Description	Product Size (L×W×T mm)	Pcs/Carton	Carton Size (L*W*H mm)
N65E0-0165	SS58 Smart Strip Controller (ZigBee,TY)	111×38×20		

The maximum controllable length of the SS58 strip is 30 meters.



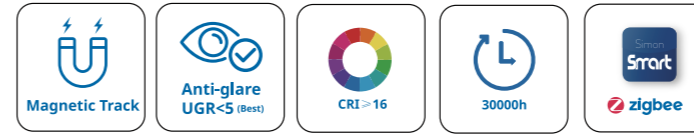
Dimensional Drawing:



Smart MT30



Features



Certification



Specification



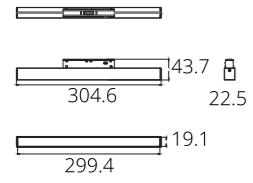
Order Code	Description	Power	Color temperature	Luminous flux (lm)	Luminous efficacy (lm/W)	Product Size (L×W×Hmm)	Pcs/Carton	Carton size (L*W*H mm)
N64E0-0144	Smart MT30 LED 48V Mag Track Spotlight 10W 3000-6500K 24° BK	10W	3000K-6500K	550lm	55lm/W	Φ45×163	30	480×265×430
N64E0-0145	Smart MT30 LED 48V Mag Track Spotlight 20W 3000-6500K 24° BK	20W	3000K-6500K	1400lm	70lm/W	Φ65×203	30	455×370×470
N64E0-0146	Smart MT30 LED 48V Mag Track Spotlight 30W 3000-6500K 24° BK	30W	3000K-6500K	2100lm	70lm/W	Φ75×225	20	325×415×490
N64E0-0147	Smart MT30 LED 48V Mag Track Linear Light 9W 3000-6500K BK	9W	3000K-6500K	540lm	60lm/W	300×22×45	30	325×295×170
N64E0-0148	Smart MT30 LED 48V Mag Track Linear Light 18W 3000-6500K BK	18W	3000K-6500K	1170lm	65lm/W	600×22×45	30	630×295×170
N64E0-0149	Smart MT30 LED 48V Mag Track Linear Light 24W 3000-6500K BK	24W	3000K-6500K	1560lm	65lm/W	600×22×45	30	630×295×170
N64E0-0150	Smart MT30 LED 48V Mag Track Linear Light 36W 3000-6500K BK	36W	3000K-6500K	2340lm	65lm/W	900×22×45	30	935×300×270
N64E0-0151	Smart MT30 LED 48V Mag Track Grid Light 9W 3000-6500K 30° BK	9W	3000K-6500K	495lm	55lm/W	220×22×45	30	250×295×170
N64E0-0152	Smart MT30 LED 48V Mag Track Grid Light 18W 3000-6500K 30° BK	18W	3000K-6500K	990lm	55lm/W	330×22×45	30	355×295×170
N64E0-0153	Smart MT30 LED 48V Mag Track Grid Light 24W 3000-6500K 30° BK	24W	3000K-6500K	1440lm	60lm/W	437×22×45	30	470×300×270
N64E0-0154	Smart MT30 LED 48V Mag Track Grid Light 30W 3000-6500K 30° BK	30W	3000K-6500K	1800lm	60lm/W	543×22×45	30	575×295×170
N64E0-0155	Smart MT30 LED 48V Mag Track Grid Light 36W 3000-6500K 30° BK	36W	3000K-6500K	2160lm	60lm/W	648×22×45	30	685×295×170
N64E0-0156	Smart MT30 LED 48V Mag Track Adjust Grid Light 12W 3000-6500K 30° BK	12W	3000K-6500K	660lm	55lm/W	225×22×103	30	340×270×245

Accessory

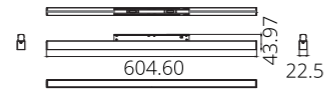
Order Code	Description	Power	Product Size (L×W×Hmm)	Pcs/Carton	Carton size (L*W*H mm)
N65E0-0128	MT30 Recessed 48V constant voltage Driver 100w	100W	300×22×43	10	363×200×172
N65E0-0129	MT30 Recessed 48V constant voltage Driver 200w	200W	413×22×43	10	480×200×172
N66E0-1509	MT30 Recessed Mag Track 1 meter BK	-	1000×66×52.5	10	102.5×25.5×9.8
N66E0-1510	MT30 Recessed Mag Track 1.5 meter BK	-	1500×66×52.5	10	152.5×25.5×9.8
N66E0-1511	MT30 Horizontal Corner BK	-	(80×80)×66×52.5	30	41×22.5×33.5
N66E0-1512	MT30 Vertical Corner BK	-	(80×80)×66×52.5	30	41×22.5×33.5
N66E0-1513	MT30 I-Shape Power connector BK	-	130×18.5×18	100	300×190×190
N66E0-1514	MT30 L-Shape Power connector BK	-	300×18.5×18	100	250×250×250

Dimensional Drawing:

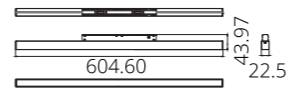
Linear light 9W



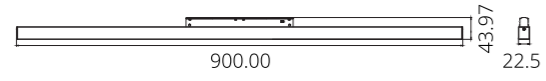
Linear light 18W



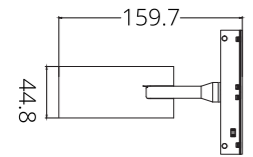
Linear light 24W



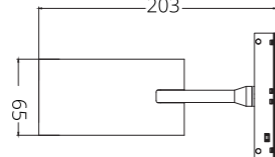
Linear light 36W



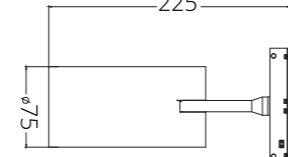
Track spotlight 10W



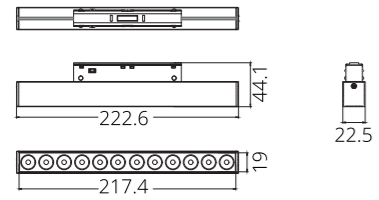
Track spotlight 20W



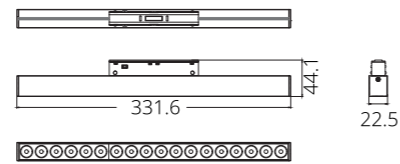
Track spotlight 30W



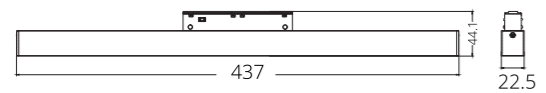
Track Grid light 9W



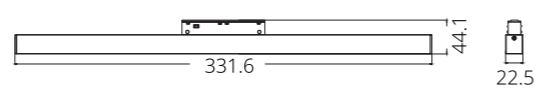
Grid spotlight 18W



Grid spotlight 24W



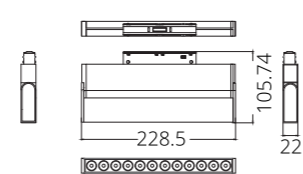
Grid spotlight 30W



Grid spotlight 36W





Adjustable Grid spotlight 12W





EC2 Driver (constant current)



Features



Certification



Optional



Specification

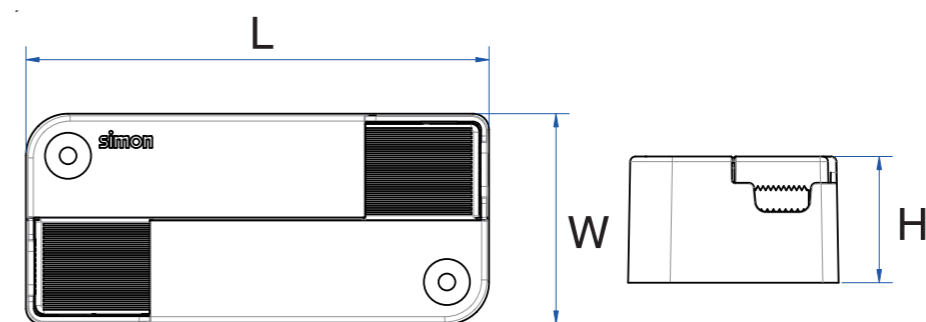
Order Code	Description	Power	Output voltage (V)	Output current (mA)	Efficiency (%)	Product Size (LxWxHmm)	Pcs/ Carton	Carton size (L*W*H mm)
N65E0-0023	LED DriverCC Max5W100mA21-42VDC ON-OFF	5	21-42	100	>77	75x29x23.5	72	365x220x210
N65E0-0024	LED DriverCC Max7W160mA21-42VDC ON-OFF	6	21-42	160	>80	75x29x23.5	72	365x220x210
N65E0-0025	LED DriverCC Max9W200mA21-42VDC ON-OFF	8	21-42	200	>80	75x29x23.5	72	365x220x210
N65E0-0026	LED DriverCC Max9W220mA21-42VDC ON-OFF	9	21-42	220	>80	75x29x23.5	72	365x220x210
N65E0-0027	LED DriverCC Max12W260mA21-42VDC ON-OFF	11	21-42	260	>80	75x29x23.5	72	365x220x210
N65E0-0028	LED DriverCC Max12W300mA21-42VDC ON-OFF	12	21-42	300	>86	75x29x23.5	72	365x220x210
N65E0-0029	LED DriverCC Max15W360mA21-42VDC ON-OFF	15	21-42	360	>86	75x29x23.5	72	365x220x210
N65E0-0030	LED DriverCC Max18W440mA21-42VDC ON-OFF	19	21-42	440	>86	88x40x24	64	305x275x240
N65E0-0031	LED DriverCC Max20W500mA21-42VDC ON-OFF	21	21-42	500	>87	88x40x24	64	305x275x240
N65E0-0032	LED DriverCC Max24W550mA21-42VDC ON-OFF	24	21-42	550	>87	88x40x24	64	305x275x240
N65E0-0033	LED DriverCC Max7W160mA30-42VDC ON-OFF HPF	7	30-42	160	>80	88x40x24	64	305x275x240
N65E0-0034	LED DriverCC Max9W200mA30-42VDC ON-OFF HPF	9	30-42	200	>80	88x40x24	64	305x275x240
N65E0-0035	LED DriverCC Max12W300mA30-42VDC ON-OFF HPF	12	30-42	300	>86	88x40x24	64	305x275x240
N65E0-0036	LED DriverCC Max15W360mA30-42VDC ON-OFF HPF	15	30-42	360	>86	88x40x24	64	305x275x240

Simon | Driver

Specification

Order Code	Description	Power	Output voltage (V)	Output current (mA)	Efficiency (%)	Product Size (L×W×Hmm)	Pcs/ Carton	Carton size (L*W*H mm)
N65E0-0037	LED DriverCC Max20W500mA30-42VDC ON-OFF HPF	20	30-42	500	≥86	88×40×24	64	305×275×240
N65E0-0038	LED DriverCC Max24W550mA30-42VDC ON-OFF HPF	24	30-42	550	≥86	88×40×24	64	305×275×240
N65E0-0039	LED DriverCC Max30W700mA32-40VDC ON-OFF HPF	30	30-42	700	≥88	100×45×25	64	305×275×240
N65E0-0040	LED DriverCC Max36W850mA32-40VDC ON-OFF HPF	36	30-42	850	≥88	100×45×25	64	305×275×240
N65E0-0041	LED DriverCC Max40W950mA32-40VDC ON-OFF HPF	40	30-42	950	≥88	100×45×25	64	305×275×240
N65E0-0042	LED DriverCC Max5W100mA21-42VDC TRIAC	5	21-42	100	≥80	88×40×23	36	255×193×125
N65E0-0043	LED DriverCC Max7W160mA21-42VDC TRIAC	7	21-42	160	≥80	88×40×23	36	255×193×125
N65E0-0131	LED DriverCC Max7W150mA21-42VDC TRIAC	7	21-42	150	≥80	88×40×23	36	255×193×125
N65E0-0132	LED DriverCC Max9W200mA21-42VDC TRIAC	9	21-42	200	≥80	88×40×23	36	255×193×125
N65E0-0044	LED DriverCC Max9W220mA21-42VDC TRIAC	9	21-42	220	≥80	88×40×23	36	255×193×125
N65E0-0045	LED DriverCC Max12W300mA21-42VDC TRIAC HPF	12	21-42	300	≥86	115×46×28.5	24	220×220×155
N65E0-0046	LED DriverCC Max15W340mA21-42VDC TRIAC HPF	15	21-42	340	≥86	115×46×28.5	24	220×220×155
N65E0-0047	LED DriverCC Max15W360mA21-42VDC TRIAC HPF	15	21-42	360	≥86	115×46×28.5	24	220×220×155
N65E0-0048	LED DriverCC Max15W400mA21-42VDC TRIAC HPF	15	21-42	400	≥86	115×46×28.5	24	220×220×155
N65E0-0049	LED DriverCC Max20W500mA21-42VDC TRIAC HPF	20	21-42	500	≥86	115×46×28.5	24	220×220×155
N65E0-0050	LED DriverCC Max24W550mA30-42VDC TRIAC HPF	24	30-42	550	≥86	115×46×28.5	24	220×220×155
N65E0-0051	LED DriverCC Max30W700mA30-42VDC TRIAC HPF	30	30-42	700	≥86	140×46×31	24	355×185×170
N65E0-0052	LED DriverCC Max36W850mA30-42VDC TRIAC HPF	36	30-42	850	≥86	160×50×31	24	355×185×170
N65E0-0053	LED DriverCC Max40W1000mA30-42VDC TRIAC HPF	40	30-42	1000	≥88	160×50×31	24	355×185×170
N65E0-0154	Driver300mA21-42VDC/220-240VTriacHPF Fast conn	12	21-42	300	≥86	115×46×28.5	24	220×220×155
N65E0-0155	Driver400mA21-42VDC/220-240VTriacHPF Fast conn	15	21-42	400	≥86	115×46×28.5	24	220×220×155
N65E0-0133	SmartDriverCC Max7W160mA36VDC ZigBeeTunableWH	7	30-42	160	≥82	100×45×25	64	305×275×240
N65E0-0134	SmartDriverCC Max9W200mA36VDC ZigBeeTunableWH	9	30-42	200	≥82	100×45×25	64	305×275×240
N65E0-0135	SmartDriverCC Max10W240mA36VDC ZigBeeTunableWH	10	30-42	240	≥86	100×45×25	64	305×275×240
N65E0-0136	SmartDriverCC Max12W300mA36VDC ZigBeeTunableWH	12	30-42	300	≥86	100×45×25	64	305×275×240
N65E0-0060	SmartDriverCC Max9W200mA36VDC ZigBeeTunableWH HPF	9	30-42	200	≥82	100×45×25	64	305×275×240
N65E0-0061	SmartDriverCC Max12W300mA36VDC ZigBeeTunableWH HPF	12	30-42	300	≥86	100×45×25	64	305×275×240
N65E0-0062	SmartDriverCC Max15W360mA36VDC ZigBeeTunableWH HPF	15	30-42	360	≥86	100×45×25	64	305×275×240
N65E0-0063	SmartDriverCC Max18W440mA36VDC ZigBeeTunableWH HPF	18	30-42	440	≥86	100×45×25	64	305×275×240
N65E0-0064	SmartDriverCC Max20W500mA36VDC ZigBeeTunableWH HPF	20	30-42	500	≥88	100×45×25	64	305×275×240
N65E0-0065	SmartDriverCC Max24W550mA36VDC ZigBeeTunableWH HPF	24	30-42	550	≥88	100×45×25	64	305×275×240
N65E0-0102	LED DriverCC Max7W160mA30-42VDC 0-10V HPF	7	30-42	160	≥82	100×45×25	64	305×275×240
N65E0-0103	LED DriverCC Max9W200mA30-42VDC 0-10V HPF	9	30-42	200	≥82	100×45×25	64	305×275×240
N65E0-0104	LED DriverCC Max12W300mA30-42VDC 0-10V HPF	12	30-42	300	≥86	100×45×25	64	305×275×240
N65E0-0105	LED DriverCC Max15W360mA30-42VDC 0-10V HPF	15	30-42	360	≥86	100×45×25	64	305×275×240
N65E0-0106	LED DriverCC Max20W500mA30-42VDC 0-10V HPF	20	30-42	500	≥88	100×45×25	64	305×275×240
N65E0-0107	LED DriverCC Max24W550mA30-42VDC 0-10V HPF	24	30-42	550	≥88	100×45×25	64	305×275×240
N65E0-0108	LED DriverCC Max7W160mA30-42VDC DALI HPF	7	30-42	160	≥82	100×45×25	64	305×275×240
N65E0-0109	LED DriverCC Max9W200mA30-42VDC DALI HPF	9	30-42	200	≥82	100×45×25	64	305×275×240
N65E0-0110	LED DriverCC Max12W300mA30-42VDC DALI HPF	12	30-42	300	≥86	100×45×25	64	305×275×240
N65E0-0111	LED DriverCC Max15W360mA30-42VDC DALI HPF	15	30-42	360	≥86	100×45×25	64	305×275×240
N65E0-0112	LED DriverCC Max20W500mA30-42VDC DALI HPF	20	30-42	500	≥88	100×45×25	64	305×275×240
N65E0-0113	LED DriverCC Max24W550mA30-42VDC DALI HPF	24	30-42	550	≥88	100×45×25	64	305×275×240
N65E0-0054	SmartDriverCC Max7W160mA36VDC BLETunableWH	7	30-42	160	≥82	100×45×25	64	305×275×240
N65E0-0055	SmartDriverCC Max9W200mA36VDC BLETunableWH	9	30-42	200	≥82	100×45×25	64	305×275×240
N65E0-0056	SmartDriverCC Max10W240mA36VDC BLETunableWH	10	30-42	240	≥86	100×45×25	64	305×275×240
N65E0-0057	SmartDriverCC Max12W300mA36VDC BLETunableWH	12	30-42	300	≥86	100×45×25	64	305×275×240

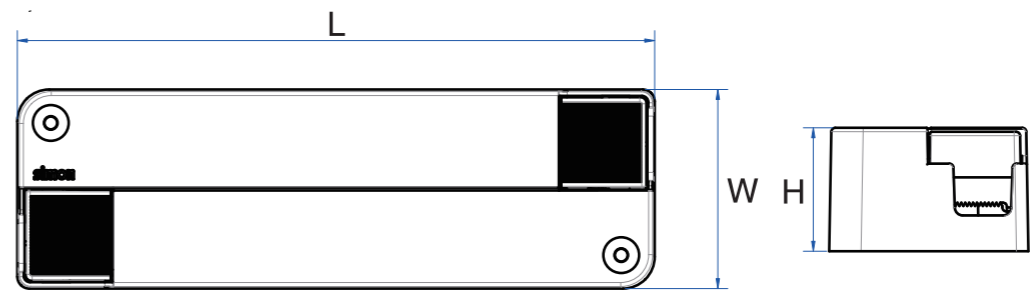
Dimensional Drawing:



EV2 Driver (constant voltage)



Dimensional Drawing:



Features



Certification



Optional



Specification



Order Code	Description	Power	Output voltage (V)	Input current (mA)	Efficiency (%)	Product Size (L×W×Hmm)	Pcs/Carton	Carton size (L*W*H mm)
N65E0-0077	LED DriverCV 48V40W ON-OFF	40	48	< 250	> 88	100×45×25	64	305×275×240
N65E0-0137	LED DriverCV 24V40W ON-OFF	40	24	< 250	> 88	100×45×25	64	305×275×240
N65E0-0138	LED DriverCV 24V60W ON-OFF	60	24	< 350	> 89	160×50×31	30	365×215×240
N65E0-0078	LED DriverCV 48V60W ON-OFF	60	48	< 350	> 89	160×50×31	30	365×215×240
N65E0-0141	LED DriverCV 48V150W ON-OFF	150	48	< 1000	> 91	220×50×32	25	305×275×240
N65E0-0139	LED DriverCV 24V150W ON-OFF	150	24	< 1000	> 91	220×50×32	25	305×275×240
N65E0-0090	LED DriverCV 24V150W BLE TunableWH	150	24	< 1000	> 91	220×50×32	25	305×275×240
N65E0-0089	LED DriverCV 24V150W ZigBee TunableWH	150	24	< 1000	> 91	220×50×32	25	305×275×240
N65E0-0091	LED DriverCV 24V250W ZigBee TunableWH	250	24	< 1500	> 94	220×50×32	25	305×275×240
N65E0-0140	LED DriverCV 24V250W ON-OFF	250	24	< 1500	> 94	220×50×32	25	305×275×240
N65E0-0142	LED DriverCV 48V250W ON-OFF	250	48	< 1500	> 94	220×50×32	25	305×275×240
N65E0-0092	LED DriverCV 24V250W BLE TunableWH	250	24	< 1500	> 94	220×50×32	25	305×275×240



— **simon** —
LIGHT UP
EMOTIONS

